

The **MULTIWELD 250T** is a semi-automatic three-phase welding machine, combining MIG/MAG, cored wire and MMA welding processes. Its intuitive interface integrates digital displays for easy and precise adjustment. Recommended for welding steel, stainless steel and aluminium, the **MULTIWELD 250T** is perfect for light fabrication and maintenance workshops.

MULTIPROCESS

- **MIG/MAG welding :**
 - steel wire: Ø 0.6 to 1.2 mm
 - stainless steel wire: Ø 0.8 to 1.2 mm
 - aluminium wire: Ø 0.8 and 1.0 mm
 - cored wire (reverse polarity): Ø 0.9 to 1.2 mm
- **MMA welding:** basic and rutile electrodes (up to Ø 5 mm).

OPTIMISED MIG/MAG SETTINGS

- **Choice of the trigger mode:** 2T or 4T.
- **Welding guide:** tables on the front panel assist the user to adjust and fine tune the voltage and the diameter of the filler wire according to the thickness of material being welded.

INTUITIVE

- **Display readable** even in bright light.
- **Simple user interface** with ergonomic controls allowing gloved use.

INTEGRATED WIRE FEEDER

- Compatible wire reels: Ø 200 / 300 mm
- Wire feeder with 4 rollers.
- EURO torch connector for quick assembly/disassembly.

PRE-HEATING, PURE CO2

- Pre-installed socket (36 V - 4.2 A) for gas heater in pure CO2 welding (heater not included).
- Compatible with US (type A) and EURO electrical sockets (type C/E/F).

STURDY


- Reinforced structure.
- Reinforced wheels for better stability and movement
- Support for gas cylinder up to 4 m³.

ACCESSORIES (option)

250 A		
STEEL / STAINLESS STEEL	ALUMINIUM	
4 m	3 m	4 m
040922	040724	040939


Earth clamp
250 A - 4 m - 25 mm ²
043794



Electrode holder
300 A - 4 m - 35 mm ²
043862




















	Drive rolls type A	
Steel / Inox	Ø 0.6 / 0.8	042339
	Ø 0.8 / 1.0	041189
Alu	Ø 0.8 / 1.0	x1 041196
Flux cored wire	Ø 0.9 / 1.2	042346

	Regulator
	30 l/min
	041622
	041219
	041646



Supplied with:



																				
50/60 Hz	A	A	GAZ	NO GAZ	200	300	Ø mm	Electronic Control	m/min	0.8	1.0	200 A	180 A	200 A	180 A	59	78 x 68 x 37	48	IP 21	10 kW