











# GENERATING SET GE 3500 KBS



## FEATURES

- Heavy duty cyclone air filter
- Engine shut down for low oil level
- Sockets 2x230V 16A 2P+T Schuko
- Overload thermal shut off
- Battery charger 12 Vcc with fuse protection
- Protective frame
- Portable
- Meets EC Directives for safety and noise level

The images are for reference

<b>Standard Equipment</b> 	 Petrol engine	 Air cooling	 Manual recoil	 Engine shut down (oil)						
	 Synchronous alternator	 Sockets	 Thermal shut off	 Battery charger						

 **Options on request** • Earthing kit

## Technical data GE 3500 KBS

**A.C. GENERATION - 50 Hz** - *Single-Phase synchronous alternator, self-excited, self-regulated, brushless*

* Stand-by single-phase power	3,2 kVA (2,9 kW) / 230V / 13,9 A
* PRP single-phase power	2,9 kVA (2,6 kW) / 230V / 12,6 A
Cos φ	0.9
Battery charger	12Vc.c. - 10A
Insulation class	H

\* Output powers according to ISO 8528-1

## ENGINE - *4-stroke petrol, OHV, Air cooling*

Model	Kohler CH 270 Command PRO
* Stand-By net power	4 kW (5.4 HP)
* PRP net power	3.6 kW (4.9 HP)
Cylinders/ Displacement	1/ 208 cm <sup>3</sup>
Speed	3000 rpm
Fuel consumption (75% of PRP)	1.2 l/h

\* Powers according to SAE J1349

## GENERAL SPECIFICATIONS

Tank capacity	4 l
Running time (75% of PRP)	3.3 h
IP protection degree	IP 23
Dimensions LxIxh (mm)	580x420x420 mm
Dry weight	37 kg
*Measured acoustic power LwA (pressure LpA)	96 dB(A)(71 dB(A) @ 7m)
*Guaranteed acoustic power LwA (pressure LpA)	96 dB(A)(71 dB(A) @ 7m)

\*Acoustic power according to European Directive 2000/14/EC

Mosa reserves the right to change this specification without notice. For further information please contact the sales department.