

## GBW15Y



### Main Features

Frequency	Hz	50
Voltage	V	400
Power factor	cos $\phi$	0.8
Phase and connection		3

### Power Rating

Standby power LTP	kVA	14.30
Standby power LTP	kW	11.44
Prime power PRP	kVA	13.00
Prime power PRP	kW	10.40

### Ratings definition (According to standard ISO8528 1:2005)

#### PRP - Prime Power:


It is defined as being the maximum power which a generating set is capable of delivering continuously whilst supplying a variable electrical load when operated for an unlimited number of hours per year under the agreed operating conditions with the maintenance intervals and procedures being carried out as prescribed by the manufacturer. The permissible average power output over 24 h of operation shall not exceed 70 % of the prime power.

#### LTP - Limited-Time running Power:

It is defined as the maximum power available, under the agreed operating conditions, for which the generating set is capable of delivering for up to 500 h of operation per year (whose no more than 300 for continuative use) with the maintenance intervals and procedures being carried out as prescribed by the manufacturers. No overload capability is available.

## Engine specifications

Engine manufacturer	Yanmar	
Model	3TNV88-BGPGE	
Version	50 Hz	
Exhaust emission level	Unregulated	
Engine cooling system	Water	
Nr. of cylinder and disposition	3 in line	
Displacement	cm <sup>3</sup>	1642
Aspiration	Natural	
Speed governor	Mechanical	
Prime gross power PRP	kW	13.3
Maximum gross power LTP	kW	14
Oil capacity	l	6.9
Coolant capacity	l	2
Fuel	Diesel	
Specific fuel consumption @ 75% PRP	g/kWh	250
Specific fuel consumption @ PRP	g/kWh	250
Starting system	Electric	
Electric circuit	V	12



## Engine Equipment

### Standards

The above ratings represent the engine performance capabilities to conditions specified in ISO 8528/1, ISO 3046/1:1986, BS 5514/1

### Fuel system

- Direct injection system
- Fuel filter paper element
- Fuel pump Bosch in-Line

### Lube oil system

- Forced feed system
- Trochoid pump
- Paper element lube oil filter

### Induction system

- Mounted air filter

### Cooling system

- Thermostatically-controlled system with gear-driven circulation pump and belt-driven pusher fan
- Mounted radiator and piping

## Alternator Specifications

Brand		Linz
Model		E1S13MD
Voltage	V	400
Frequency	Hz	50
Power factor	$\cos \phi$	0.8
Type		Brushes
Poles		4
Voltage regulation system		Compound
Voltage tolerance	%	4
Efficiency @ 75% load	%	85.4
Class		H
IP protection		21



The E1S/4 series includes three-phase 4 poles alternators with brushes and compound regulation.

### Mechanical structure

Robust mechanical structure which permits easy access to the connections and components during routine maintenance check-ups.

### Voltage accuracy:

$\pm 4\%$  from no load to full load,  $\cos\phi = 0.8$  at constant rotation speed.

### Output voltage wave form:

The low harmonic content (<5%) allows supplying any type of load, including distorting loads.

### Short circuit current:

In case of short circuit the permanent current exceeds rated current by three times, ensuring the correct operation of protections.

### Overload:

10% overload for one hour every 6 hours is normally accepted. Short overloads can be very high (three times the rated current).

### Asynchronous motors starting:

1 HP per KVA of the generator can be started.

## Genset equipment

### BASE FRAME MADE OF WELDER STEEL PROFILE, COMPLETE WITH:

- Anti-vibration mountings properly sized
- Visual fuel level indicator
- Integrated support legs.

### PLASTIC FUEL TANK, COMPLETE WITH:

- Filler neck
- Air breather
- Fuel refilling

### OIL DRAININ PIPE WITH CAP:

- Oil draining facilities

### PROTECTIONS:

- Moving and rotating parts protections against accidental contacts

### ENGINE COMPLETE WITH:

- Battery
- Liquids (no fuel)

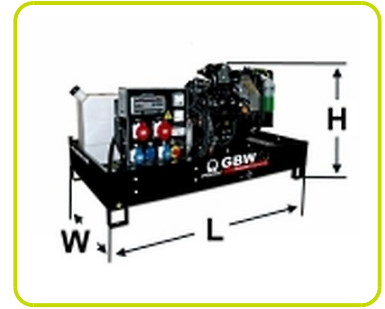
### EXHAUST (Standard):

- Industrial silencer



### Dimensional data

Length	(L) mm	1600
Width	(W) mm	870
Height	(H) mm	950
Dry weight	Kg	390
Fuel tank capacity	l	51



### Autonomy

Fuel consumption @ 75% PRP	l/h	2.84
Fuel consumption @ 100% PRP	l/h	3.77
Running time @ 75% PRP	h	17.96
Running time @ 100% PRP	h	13.53

### Installation data

Total air flow	m <sup>3</sup> /min	NaN
----------------	---------------------	-----

### Data Current

Battery capacity	Ah	70
MAX current	A	20.64
Circuit breaker	A	20

### Control panel availability

MANUAL CONTROL PANEL	MCP
AUTOMATIC CONTROL PANEL	ACP

## MCP - Manual control panel

Manual control panel, mounted on the genset and complete of: instrumentation, control, protection and sockets

### INSTRUMENTATION (ANALOGUE)

- Voltmeter (1 phase)
- Ammeter (1 phase)
- Hours-counter

### COMMANDS AND OTHERS

- Start/stop selector switch with key (Glow plugs preheating function also included).
- Emergency stop button

### PROTECTION WITH ALARM


- Battery charger failure
- Low oil pressure
- High engine temperature
- Earth Fault

### PROTECTIONS WITH SHUTDOWN

- Battery charger failure
- Low oil pressure
- High engine temperature
- Circuit breaker protection: III poles

### OTHERS

- Cover protection power switch



### OUT PUT PANEL MCP

Socket kit		Standard
Thermal protections		
3P+N+T CEE 400V 32A	n	1
3P+N+T CEE 400V 16A	n	1
2P+T CEE 230V 16A	n	2
230V 16A SCHUKO	n	1

## ACP - Automatic control panel

Automatic control panel mounted on the genset, complete with digital control unit AC03 for monitoring, control and protection of the generating set.

### INSTRUMENTATION DIGITAL (AC-03)

- Mains voltage.
- Generating set voltage (3 phases).
- Generating set frequency
- Generator set current (1 phase).
- Battery voltage
- Hours-counter.

### COMMANDS AND OTHERS

- Four operation modes: OFF - Manual starting - Automatic starting - Automatic test
- Pushbutton for forcing Mains contactor or Genset contactor
- Push-buttons: start/stop, fault reset, up/down/page/enter selection
- Emergency stop button.
- Remote starting availability.
- DC system disconnection switch
- Automatic battery charger
- Settable PASSWORD for protection level

### PROTECTIONS WITH ALARM

- Engine protections: low oil pressure, high engine temperature
- Genset protections: under/over voltage, overload, under/over frequency, starting failure, under/over battery voltage, battery charger failure

### PROTECTIONS WITH SHUTDOWN

- Engine protections: low oil pressure, high engine temperature
- Genset protection: under/over voltage, overload, under/over battery voltage
- Circuit breaker protection: III poles
- Differential protection

### OTHERS

- Cover protection Power switch


### OUT PUT PANEL ACP

Plinth row for connection from ACP to LTS panel.

3P+N+T CEE 400V 32A

n

1



**Supplements:**

Only Available when order

:

**ENGINE SUPPLEMENTS**

PHS - Coolant Pre-Heating System - available for models:

ACP



## Accessories

Items available as accessory equipment

FEC - Flexible Exhaust Compensator Bellow and flanges

RES - Residential silencer

### LTS - LOAD TRANSFER SWITCH - Accessories ACP

The Load Transfer Switch (LTS) panel operates the power supply changeover between the generator and the Mains in backup applications, guarantying the feeding to the load within a short period of time.

It consists of a standalone cabinet which can be installed separate from the generating set. The logic control of the power supply changeover is operated by means of the Automatic Control panel mounted on the generating set, so therefore none logic device is required on the LTS panel.



### NOMINAL CURRENT & DIMENSIONS PANEL LTS (standard\*)

Nominal Current	A	32
Width	(W) mm	400
Height	(H) mm	400
Depth	(D) mm	240
Weight	Kg	13

\* = Available electrical power more

