

THREE-PHASE SYNCHRONOUS GENERATOR  
**MXB-E 180 MC 4**

4 POLES

CONTINUOUS DUTY

50 Hz-1500 min<sup>-1</sup> / 60 Hz-1800 min<sup>-1</sup>

AMBIENT TEMPERATURE	40°C	WINDING DATA									
TEMPERATURE RISE	H	Winding code		MO							
INSULATION CLASS	H	Number of leads		12							
POWER FACTOR	0,8	Winding pitch		2/3							
FREQUENCY	Hz	50				60					
VOLTAGE	Star series	V	380	400	415	440	380	416	440	460	480
	Star parallel		190	200	208	220	190	208	220	230	240
RATING	kVA		48,5	50,0	50,0	45,0	50,0	54,2	57,3	59,9	62,5
	kW		38,8	40,0	40,0	36,0	40,0	43,4	45,8	47,9	50,0
EFFICIENCY (%) @ 0,8 p.f.	4/4		89,2	89,3	89,4	89,5	89,3	89,9	90,1	90,3	90,3
	3/4		90,5	90,6	90,6	90,3	90,7	91,1	91,3	91,4	91,4
	2/4		91,5	91,4	91,2	90,2	91,6	91,9	92,0	92,0	91,9
EFFICIENCY (%) @ 1,0 p.f.	4/4		92,1	92,4	92,7	93,1	91,9	92,4	92,7	92,9	93,1
	3/4		93,3	93,5	93,6	93,6	93,1	93,5	93,7	93,8	93,9
	2/4		94,1	94,1	94,0	93,4	93,9	94,1	94,2	94,3	94,3
STAND-BY RATING (163/27)	kVA		53,4	55,0	55,0	49,5	55,0	59,6	63,0	65,9	68,8
STAND-BY EFFICIENCY (%) @ 0,8 p.f.			88,6	88,8	88,9	89,2	88,8	89,4	89,7	89,8	89,9
SHORT CIRCUIT RATIO (referred to class H rating)			0,41	0,44	0,47	0,59	0,33	0,37	0,39	0,40	0,42
REACTANCES (%) (referred to class H rating)											
Direct axis synchronous	x <sub>d</sub>		289	269	250	200	357	323	305	292	280
Quadrature axis synchronous	x <sub>q</sub>		131	122	113	91	162	147	139	132	127
Direct axis transient	x' <sub>d</sub>		15,6	14,5	13,5	10,8	19,3	17,4	16,5	15,8	15,1
Direct axis subtransient	x'' <sub>d</sub>		11,7	10,9	10,1	8,1	14,5	13,1	12,4	11,8	11,3
Quadrature axis subtransient	x'' <sub>q</sub>		12,9	12,0	11,1	8,9	15,9	14,4	13,6	13,0	12,5
Negative sequence	x <sub>2</sub>		12,3	11,4	10,6	8,5	15,2	13,8	13,0	12,4	11,9
Zero sequence	x <sub>0</sub>		8,9	8,3	7,7	6,2	11,0	10,0	9,4	9,0	8,6

TIME CONSTANTS [s]

Open circuit (T' <sub>do</sub> )	0,622	Subtransient (T'' <sub>d</sub> )	0,010
Transient (T' <sub>d</sub> )	0,061	Armature (T <sub>a</sub> )	0,012

MECHANICAL CHARACTERISTICS

D-end bearing/Lubrication	Available on double bearing configuration (on request)
N-end bearing/Lubrication	6207 2RS C3 / Prelubricated
Weight [kg]	189
Inertia (J) [kgm <sup>2</sup> ]	0,32
Overspeed [min <sup>-1</sup> ]	2250
Method of cooling	IC 01
Cooling air required [m <sup>3</sup> /s] @ 50/60 Hz	0,13 / 0,15
Degree of protection	IP 23
Type of construction available	B2 (B34 on request)
Direction of rotation	CW

OTHER DATA

Phase resistance [Ω] @ 20 °C - Star series	0,106
Overloads	10% for 1 hour
3-phase short circuit current	>= 300% (3 I <sub>n</sub> ) with aux. winding or PMG
Voltage regulation accuracy	+/- 0,5 % (@ rated load, balanced and non-distorting, p.f. 0,8)
Radio interference	EN 55011 Class B Group 1
Wave form THF	< 2%
Total harmonic content	< 2% (at no load)

STANDARDS

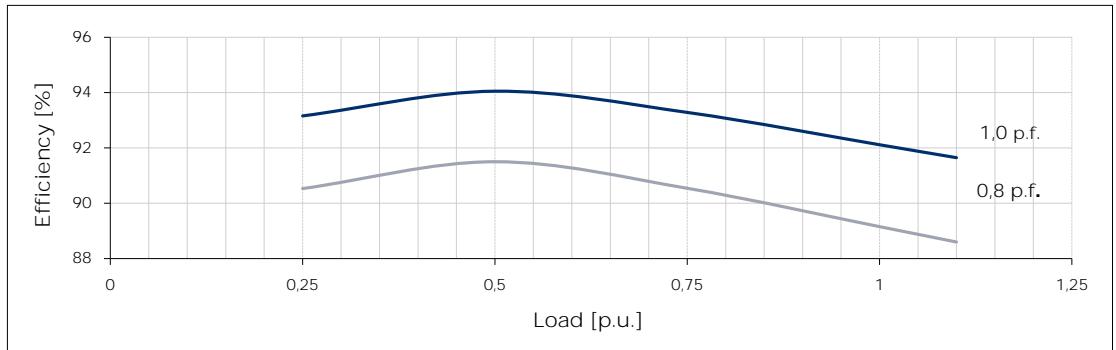
IEC 60034-1; BS 4999-5000; NEMA MG 1.32.
--

THREE-PHASE SYNCHRONOUS GENERATOR  
**MXB-E 180 MC 4**

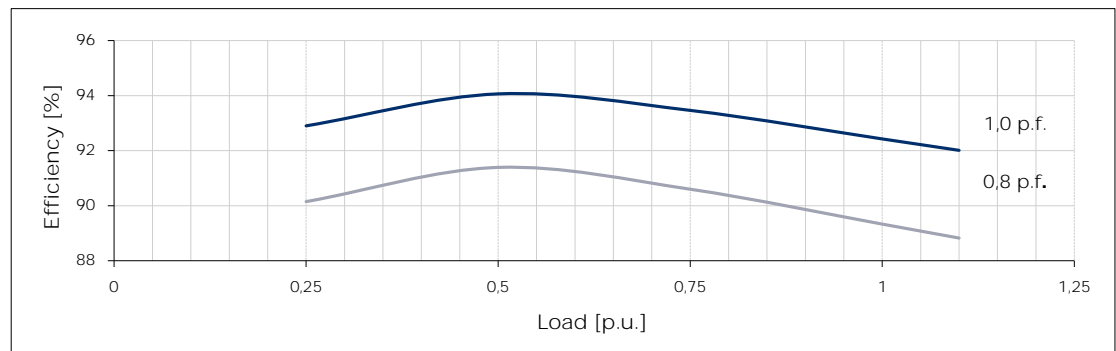
Typical efficiency curves

50 Hz - 1500 min<sup>-1</sup>

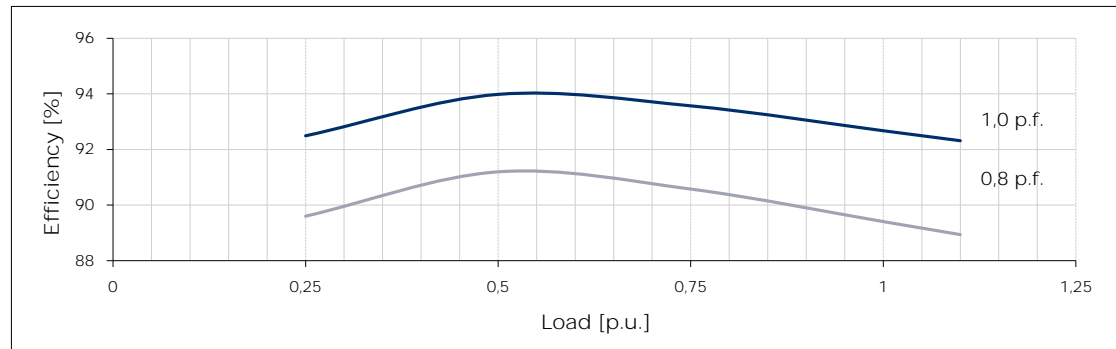
380 V



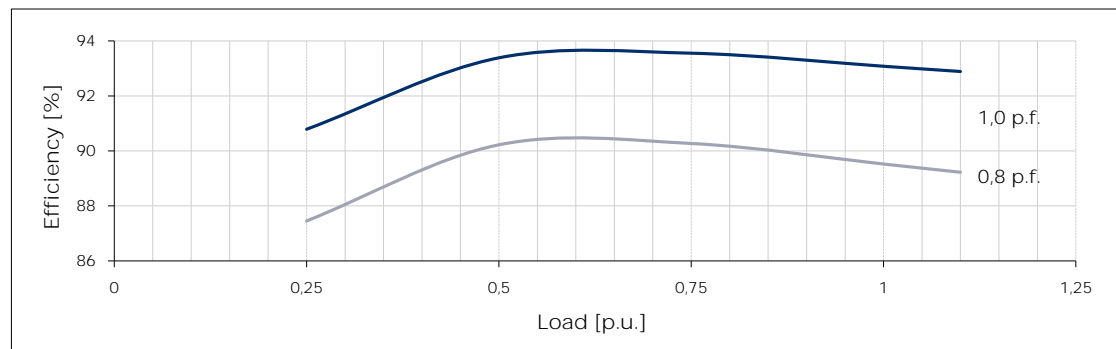
400 V



415 V



440 V

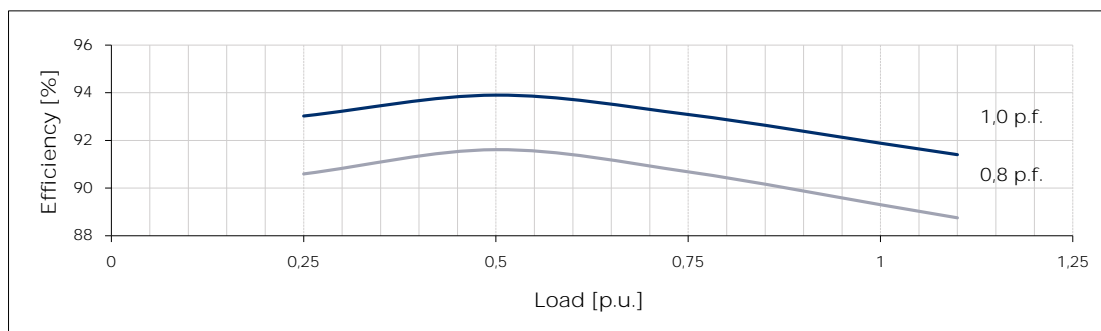


THREE-PHASE SYNCHRONOUS GENERATOR  
**MXB-E 180 MC 4**

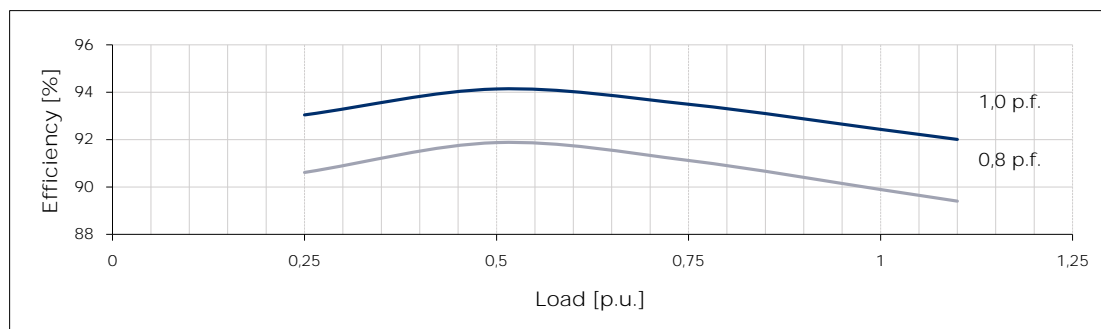
Typical efficiency curves

60 Hz - 1800 min<sup>-1</sup>

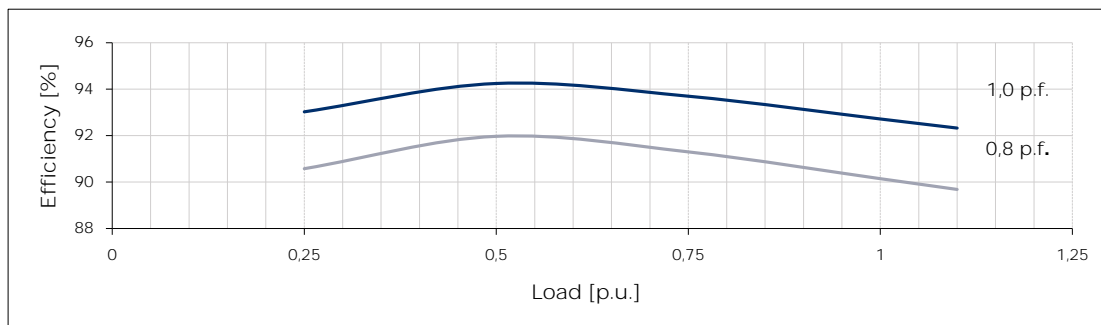
380 V



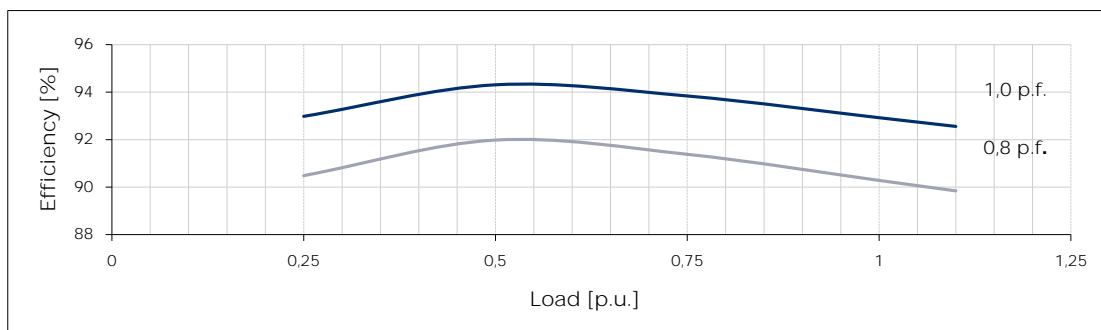
416 V



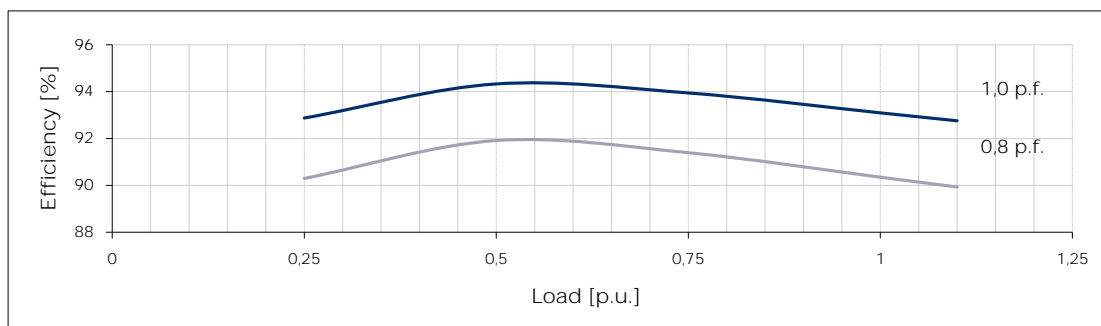
440 V



460 V



480 V





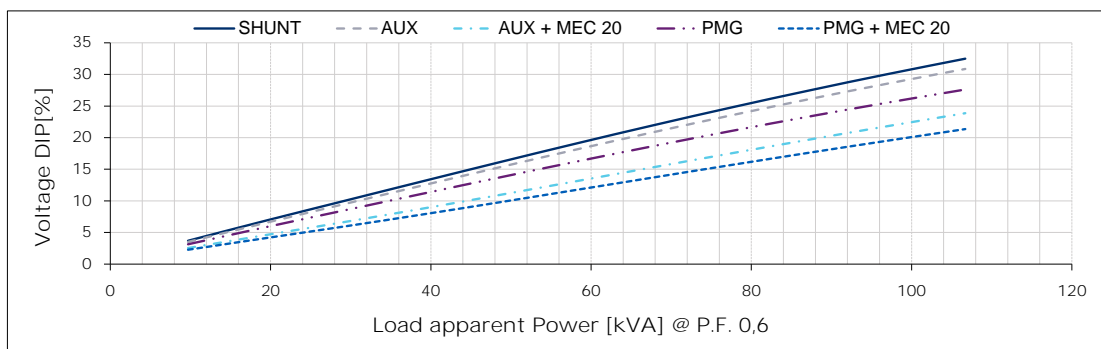
MarelliMotori  
Inspired solutions

# THREE-PHASE SYNCHRONOUS GENERATOR MXB-E 180 MC 4

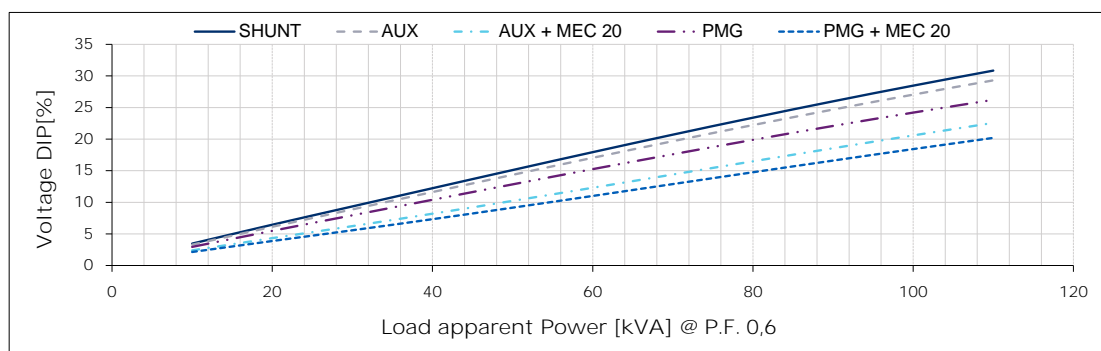
Typical voltage DIP curves

50 Hz - 1500 min<sup>-1</sup>

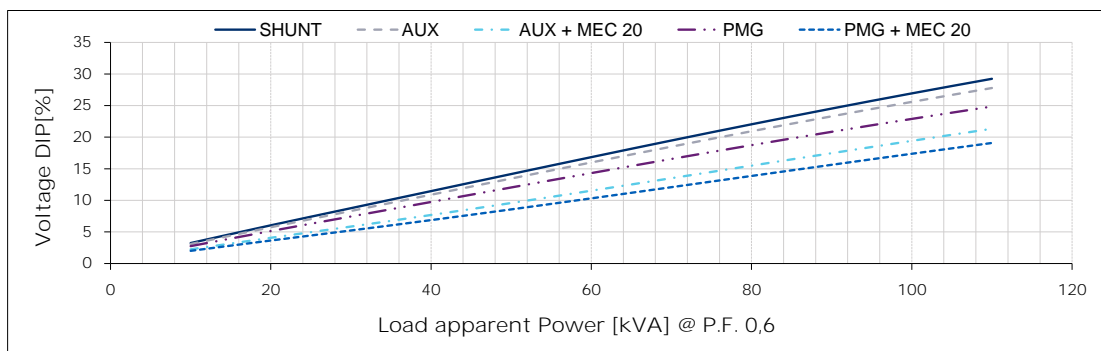
380 V



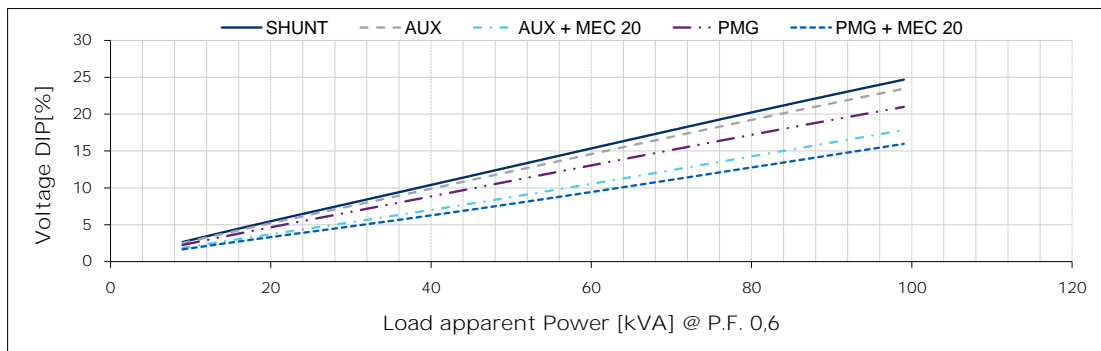
400 V



415 V



440 V





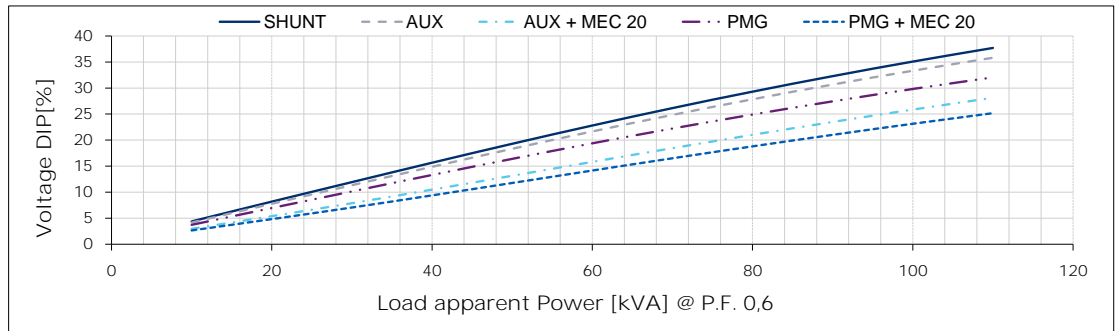
MarelliMotori  
Inspired solutions

# THREE-PHASE SYNCHRONOUS GENERATOR MXB-E 180 MC 4

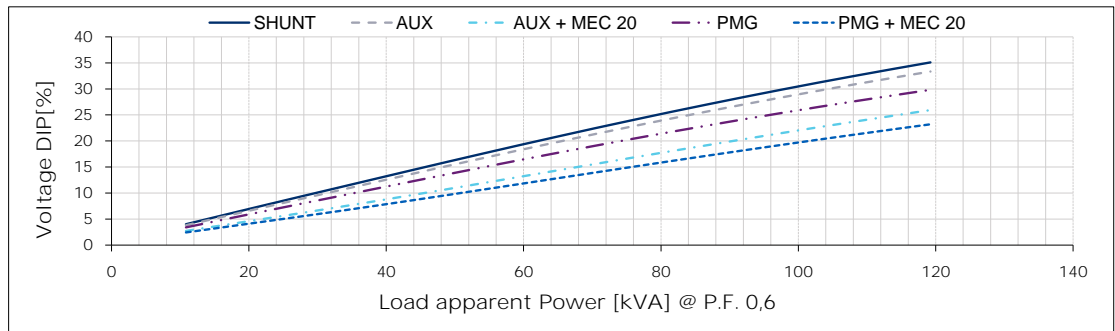
Typical voltage DIP curves

60 Hz - 1800 min<sup>-1</sup>

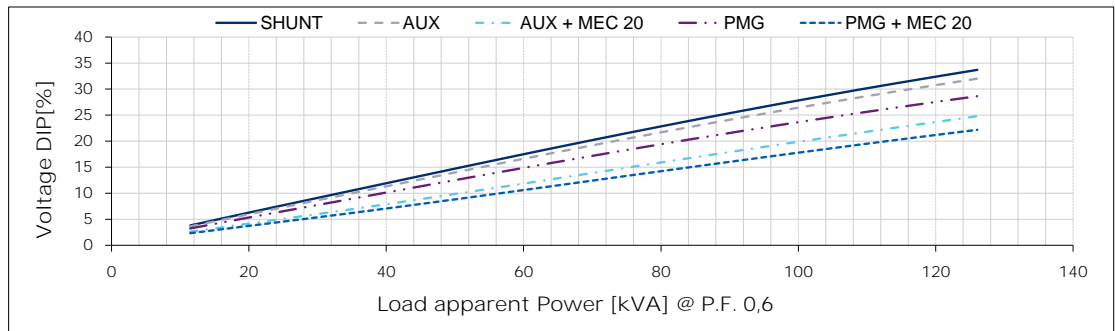
380 V



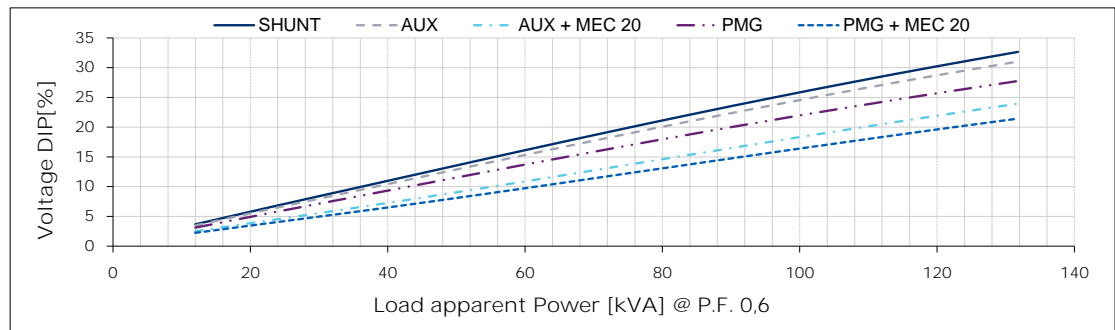
416 V



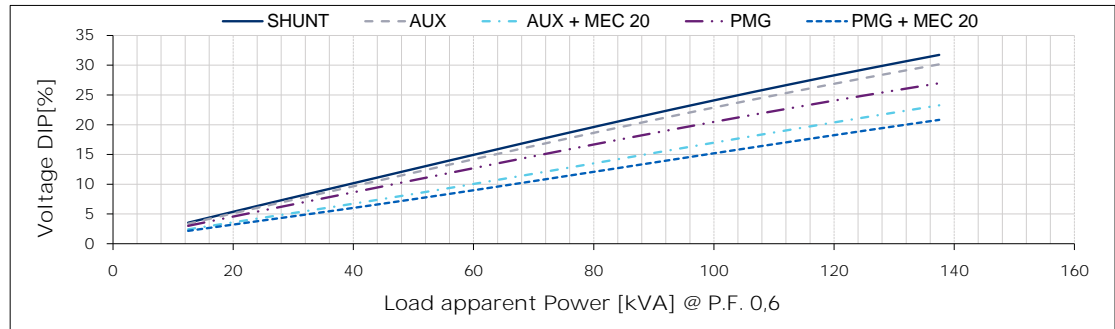
440 V



460 V



480 V



For P.F. different from 0,6 the following simplified formula can be used:  $\Delta V @ P.F. = \Delta V @ 0,6 \cdot \sin(\arccos(P.F.)) / 0,8$



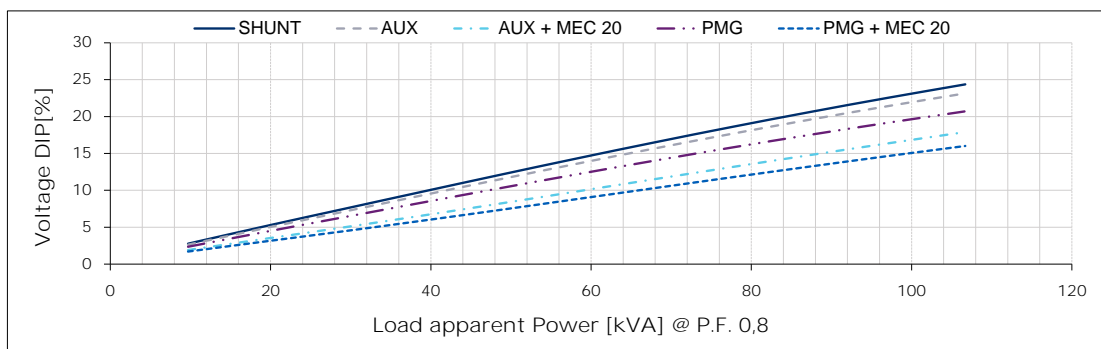
MarelliMotori  
Inspired solutions

# THREE-PHASE SYNCHRONOUS GENERATOR MXB-E 180 MC 4

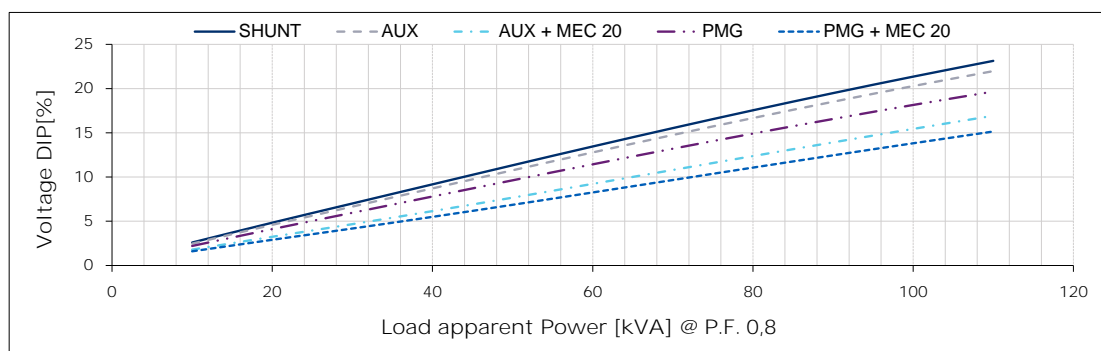
Typical voltage DIP curves

50 Hz - 1500 min<sup>-1</sup>

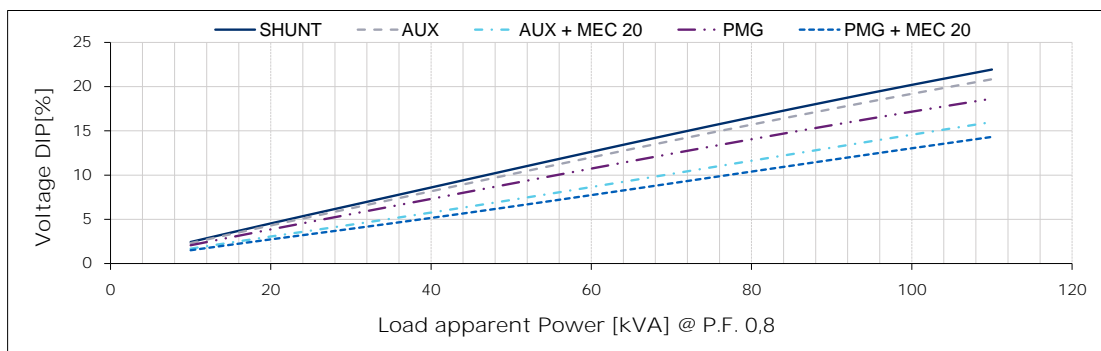
380 V



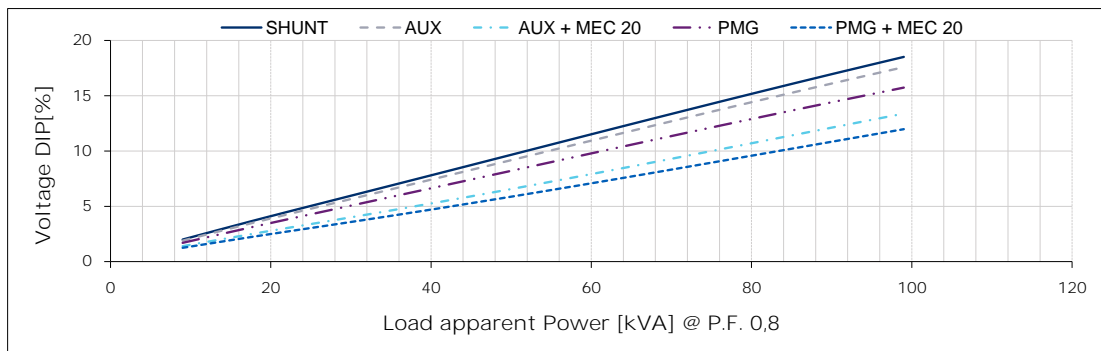
400 V



415 V



440 V





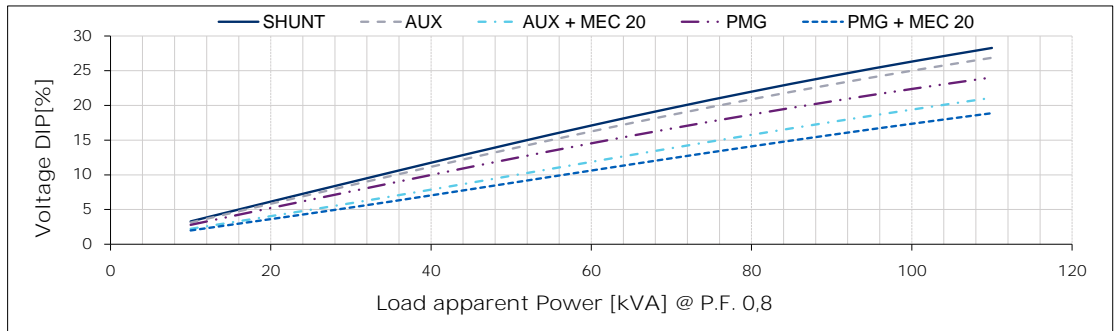
MarelliMotori  
Inspired solutions

# THREE-PHASE SYNCHRONOUS GENERATOR MXB-E 180 MC 4

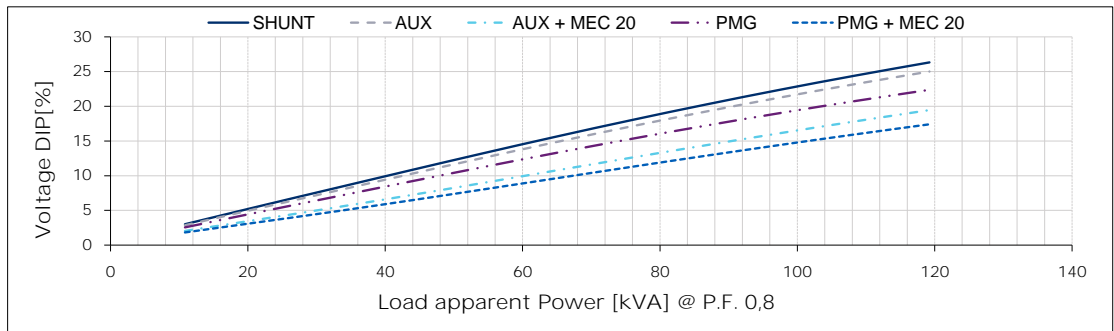
Typical voltage DIP curves

60 Hz - 1800 min<sup>-1</sup>

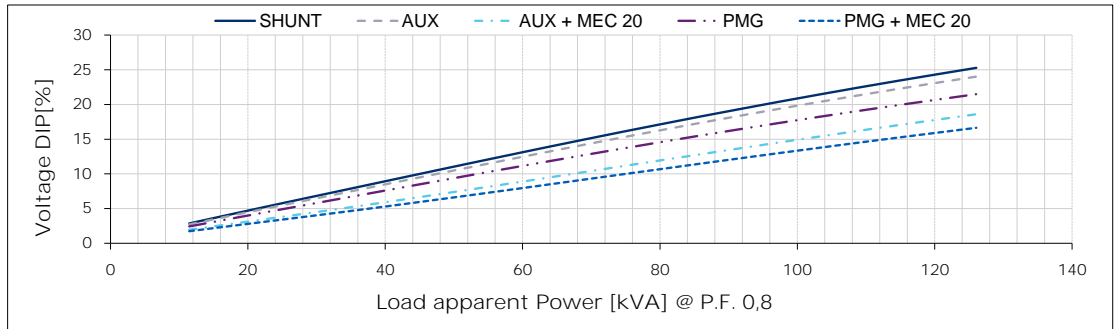
380 V



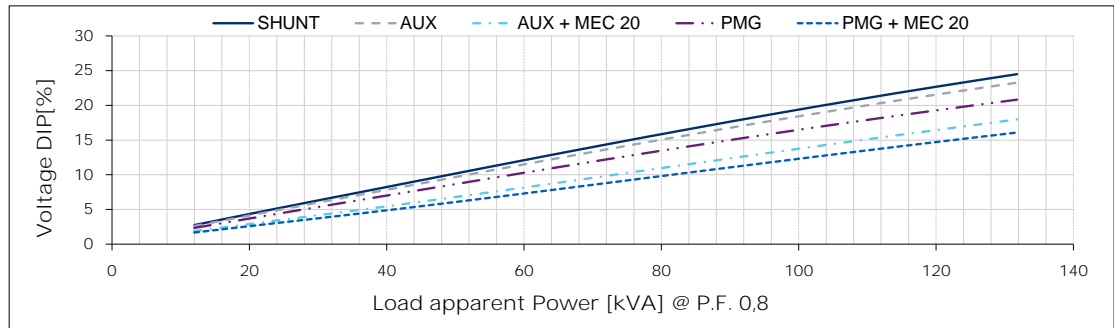
416 V



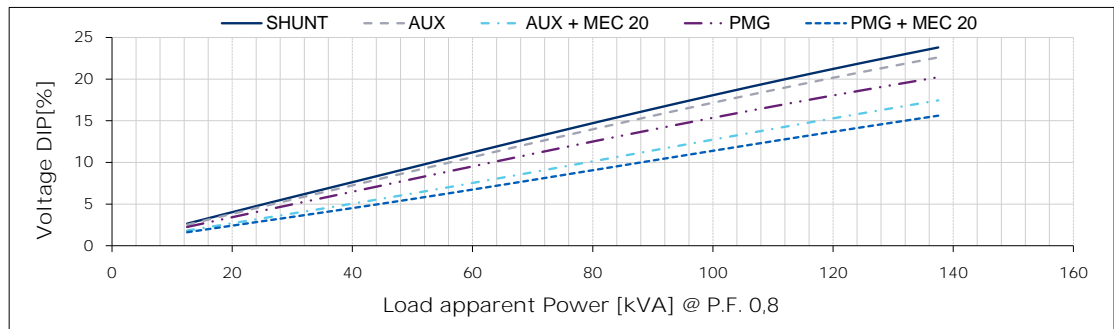
440 V



460 V



480 V

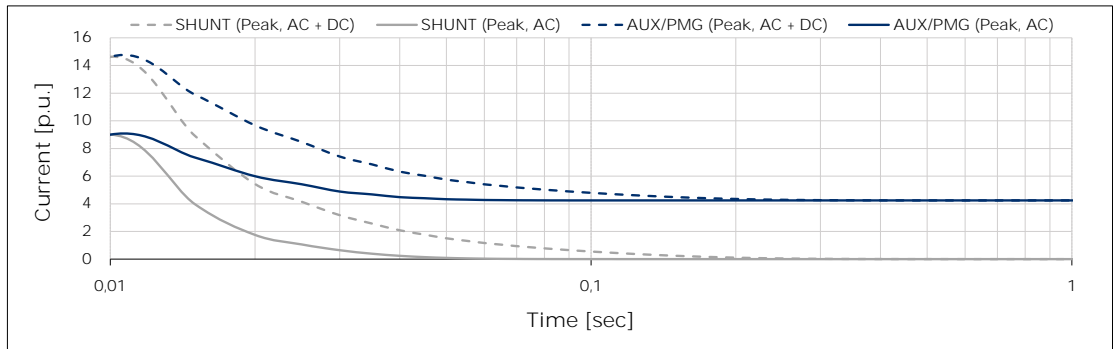


THREE-PHASE SYNCHRONOUS GENERATOR  
**MXB-E 180 MC 4**

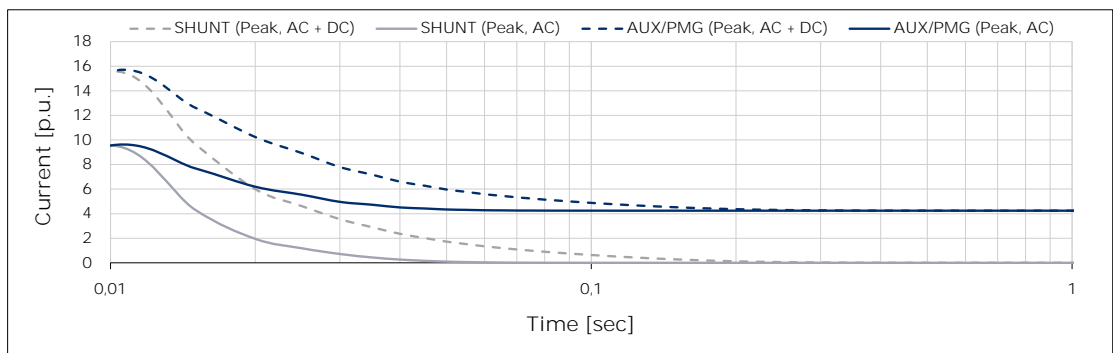
Typical 3-phase short circuit decrement curves

50 Hz - 1500 min<sup>-1</sup>

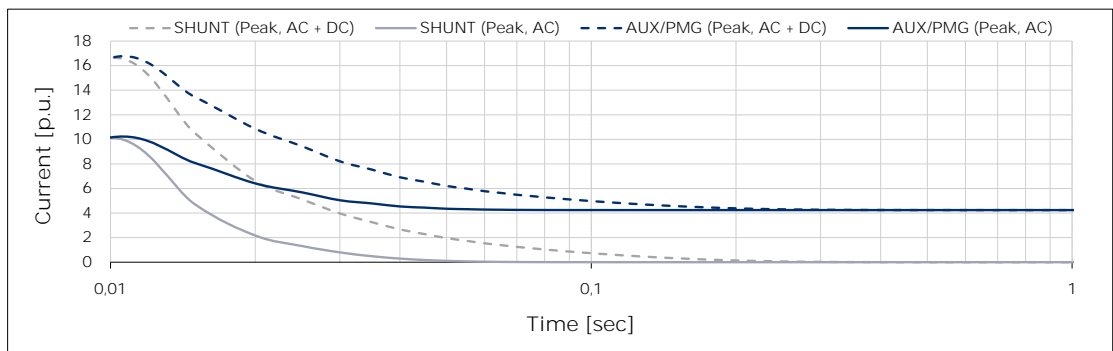
380 V



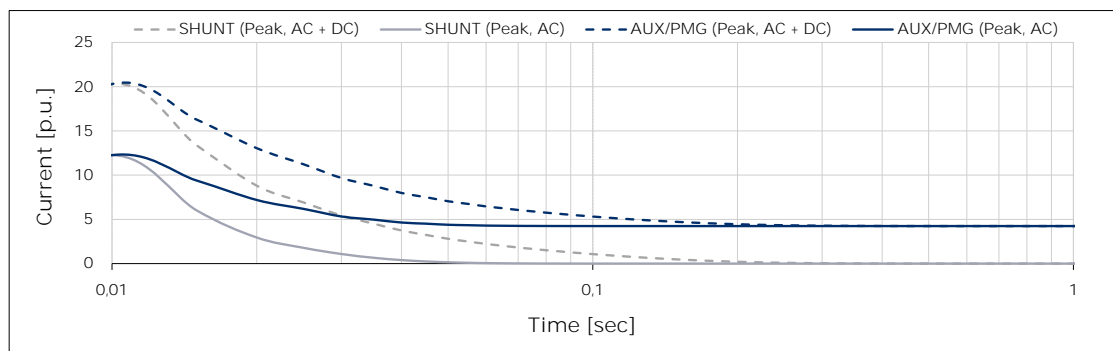
400 V



415 V



440 V



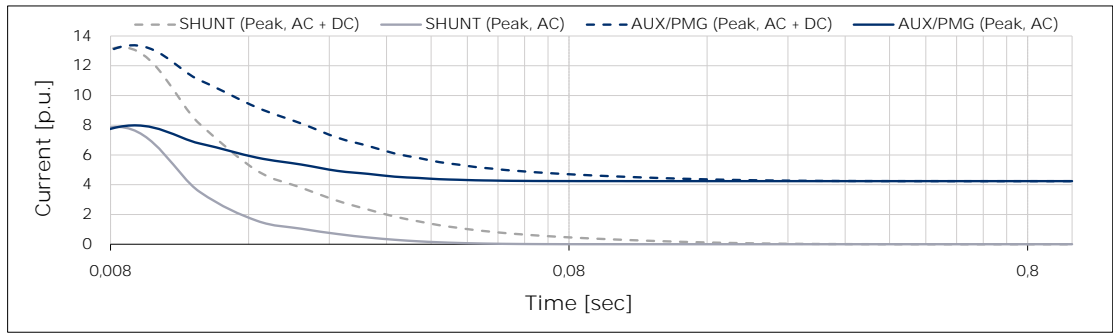


THREE-PHASE SYNCHRONOUS GENERATOR  
**MXB-E 180 MC 4**

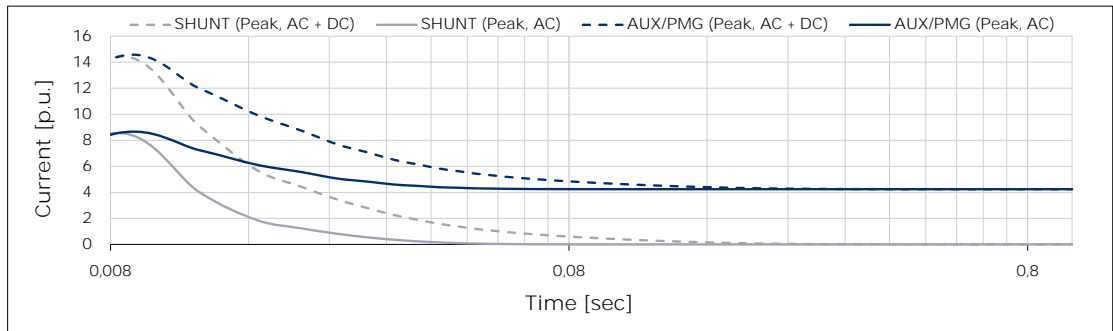
Typical 3-phase short circuit decrement curves

60 Hz - 1800 min<sup>-1</sup>

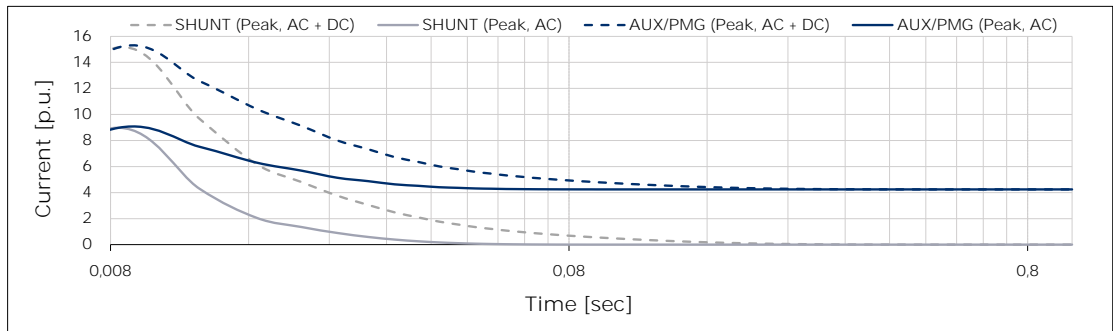
380 V



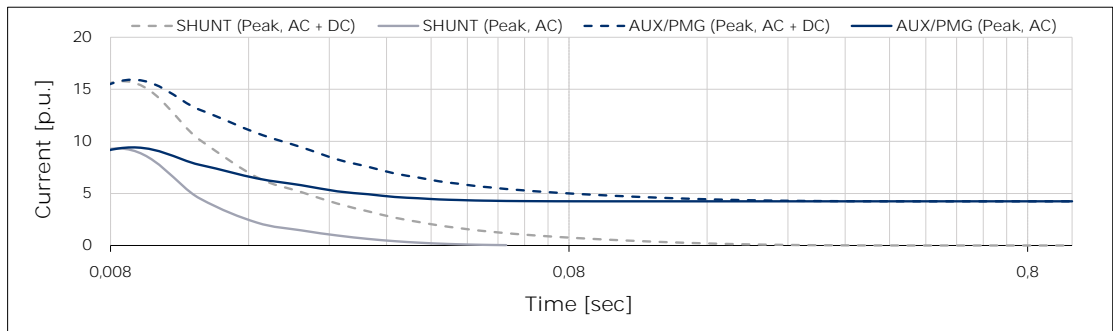
416 V



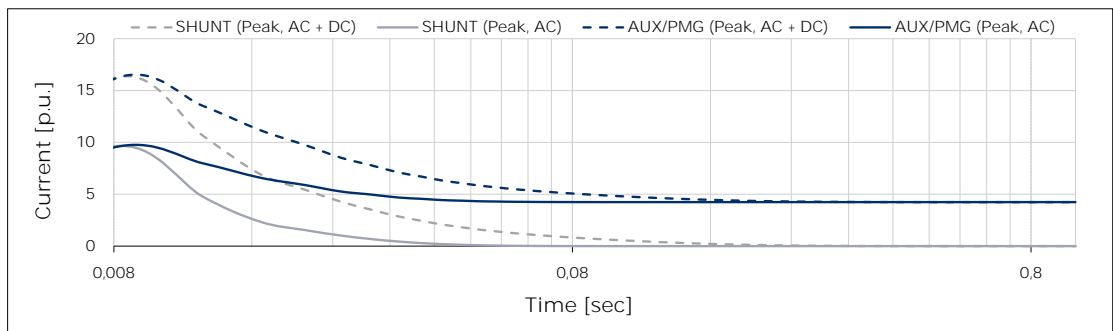
440 V



460 V



480 V



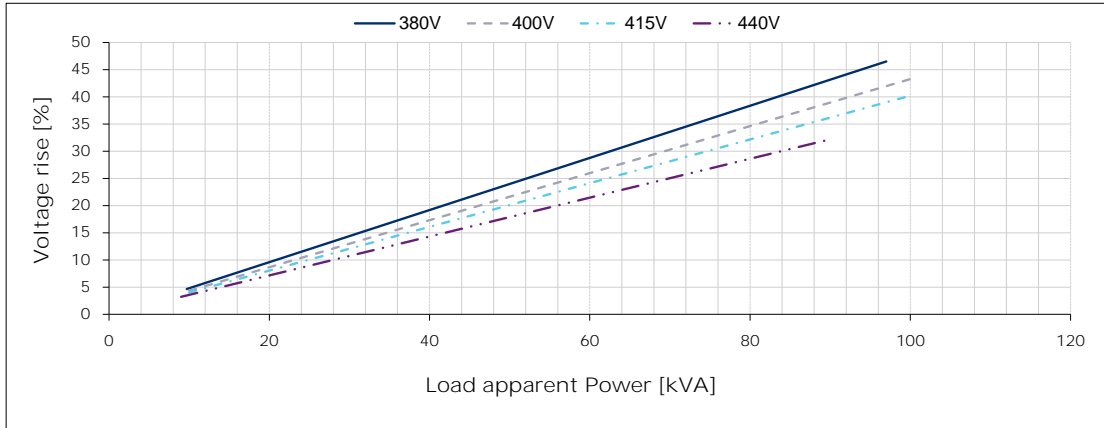
Above curves are based on a three-phase short circuit  
For other type of short circuit use the following multiplication factors

	2 phase	1 phase
Instantaneous (max)	0,92	1,12
Continuous	1,50	1,83

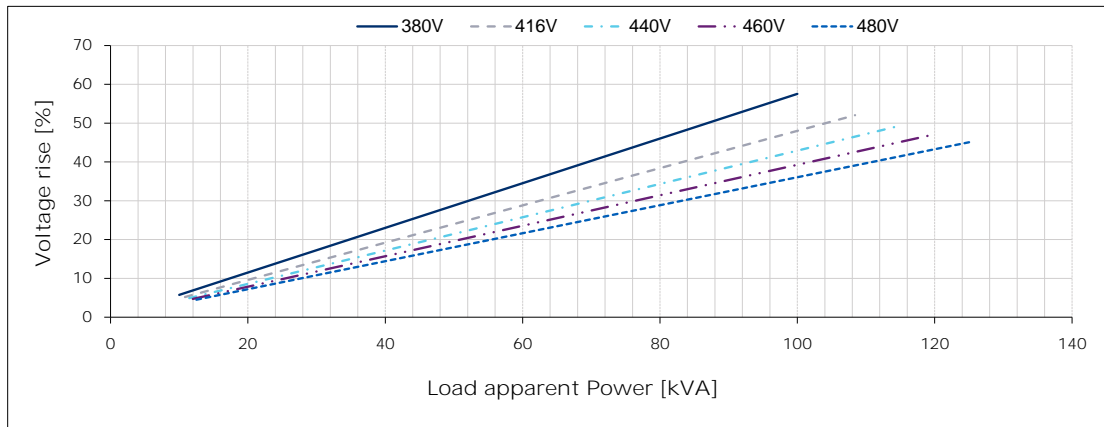
SYN.DS.0060\_ =

Typical load rejection curves

50 Hz - 1500 min-1



60 Hz - 1800 min-1



This document is the property of Marelli Motori S.p.A. No part of this document may be copied or reproduced in any way.

The attached information should be considered a guideline for commercial discussion and could be subject to review. Marelli Motori reserves the right to make changes in the data without notice.