








# QtLED80 RETRO






- \*The **QT-80-40 Retro** LED underwater light LED heatsinks can be fitted into existing small Bulleyts, type A or B, and the UL Ti MATE 80 range of underwater lights allowing an easy upgrade to LED without changing the hull fitting or hauling the boat.
- \*The **QT-80 Retro** LED is available in the standard QT-80-40 white configuration with a 6,000 lumen output and the QT-80-80 in Royal Blue.
- \*The 68 deg beam angle produced a perfect underwater illumination.
- \*Installation requires no modification to class approvals and fitting these fixtures can take as little as one hour to totally transform an existing underwater lighting setup.
- \*The **QT-80 Retro** is designed for boats with the Original small screwed Bulleyt, UL Ti MATE 80 Halogen and UL Ti MATE 80 Xenon from Underwater Lights Limited.

-  **Maintenance**  
Inside the hull
-  **Control Option**  
On/Off Switch
-  **Driver**  
Internal
-  **Growth Resistant Lens**  
Borosilicate Glass
-  **Power**  
11-28 VDC
-  **Installation**  
From Inside The Hull

Existing light



AVAILABLE YES      AVAILABLE YES

- Hull Material**   
GRP and Wood
- Boat Size**   
Up to 30 meter
- Lumens**   
Max 6,000
- Kelvin**   
6,500
- Beam Angle**   
68 degrees

**IPX8**  
Underwater

[www.underwaterlights.com](http://www.underwaterlights.com)



THE QT-LED RANGE IS DESIGNED AND MANUFACTURED BY UNDERWATER LIGHTS LTD IN THE U.K.



# QT 80 -Retro

## Retrofit LED heat sink

### Mounting

Hull Material	GRP / Fiberglass
Boat size	Up to 90 Feet- Up to 30m
Spacing	2' - 4' (1 - 3m)
Beam Angle	68°
Installation Angles	Flush

### Technical

Lumens	6,000
Kelvin	6,500
Typical LED Life Expectancy	20,000 hrs
Min-Max Operating Voltage	11 - 28V DC
Current / Amp draw	3.8 - 1.1 amps
Driver Type	Integral
Driver Protection	Reverse Polarity Thermal Protected
Control Options	On / Off witch

### Physical

Removal Space Required	6.5" (160mm)
Cable Length	13'- 2m
Growth Resistant Lens	Borosilicate Glass

### Color

White



Blue



### Part Number

QT- 80-40- RW

QT-80-40- RB



UL Ti MATE 80  
Xenon/Halogen



UL Ti MATE 80  
20W LED



Type -A



Type -B



Small Screwed Bulleyt

Your Local Dealer



© 2017 Underwater Lights Limited All Rights Reserved.  
Underwater lights limited reserves the right to change specifications without notice.

The Great Dunton Forge, London Road  
Dunton Green, Sevenoaks, Kent TN13 2TD UK  
T: +44 (0) 1732 455753 • F: +44 (0) 1732 743233  
E: [uwl@underwaterlights.com](mailto:uwl@underwaterlights.com)  
[www.underwaterlights.com](http://www.underwaterlights.com)

VAT NO: 556 4425 31

Registered in England No: 2348038

# QtLED 80 RETRO INSTALL

## Instructions for converting the original UL Ti MATE 80 range to QT-80-LED

The following procedure is achieved from inside the hull.

The “EXISTING LIGHT” parts indicated below should not be removed. All other parts must be carefully removed. Thoroughly clean the glass lens and the inside of the light barrel.

\*Check that the LED heat sink (1) slide into the existing barrel and land on the glass retaining ring. Remove item and check that the existing connecting screws onto the barrel. With these parts successfully checked for fitting follow the assembly procedures below.


\***Assembly procedure** -Use silicone grease to lightly coat the heat sink (1), clamp ring (3) and sealing ‘O’ rings. Slide the heat sink (1) into the barrel and tighten the knurled securing clamp ring (3) to secure the heat sink (1) into the body. When the heat sink (1) cannot be rotated the clamp ring (3) has secured all in place. If this is not done it will cause overheating of the LED and the LED could fail.

\*Caution: do not operate lights unless totally submerged.

\***Electrical installation**- The QT 80 retro is supplied with 2 meters of cable ready for connection into the IP 68 fused enclosure also supplied.

\*The fused enclosure connection terminal have a higher rating than 20 amps but we strongly advise a maximum supply current to the enclosure of 20 amps.

\*When the fused enclosure is used for distribution to the underwater lights the 10 amp fuse must be used to protect the out-going supply cable to the lights.



EARTH SCREW  
ITEM 8

## TECHNICAL SPECIFICATION

\***Supply Voltage** 11-28vdc Maximum current at 11vdc = 3.8 amps

\***Power** 40 watts

\***LED Driver** - Integral- YES

\***LED** Cool white (6,000 lm)

\***BODY Material** - AB2 Bronze & 5083 Aluminium

\***LED lamp life** - 20,000 hours @ 60° C



[www.underwaterlights.com](http://www.underwaterlights.com)

THE QT-LED RANGE IS DESIGNED AND MANUFACTURED BY UNDERWATER LIGHTS LTD IN THE U.K.

QT LED - 80-LED- RETRO UL Ti MATE-01.08.17

# QtLED80 RETRO INSTALL

**\*Instructions for converting the original small screwed bulleyt to QT-80-LED**

The following procedure is achieved from inside the hull.

The “EXISTING LIGHT” parts indicated below should not be removed. All other parts must be removed.  
Thoroughly clean the glass lens and the inside of the barrel before installation.

\*Check the glass securing arrangement. See type ‘A’ or ‘B’ and confirm on order.

\*Check that the LED heat sink (1) slide into the existing barrel and land on the glass retaining ring. Remove item and check that the existing connecting ring screws onto the barrel. With these parts successfully checked for fitting follow the assembly procedures below.

\***Assembly procedure** -Use silicone grease to lightly coat the heat sink (1), clamp ring (3) and sealing ‘O’ rings. Slide the heat sink (1) into the barrel and tighten the knurled securing clamp ring (3) to secure the heat sink (1) into the body. When the heat sink (1) cannot be rotated the clamp ring (3) has secured all in place. If this is not done it will cause overheating of the LED and the LED could fail.

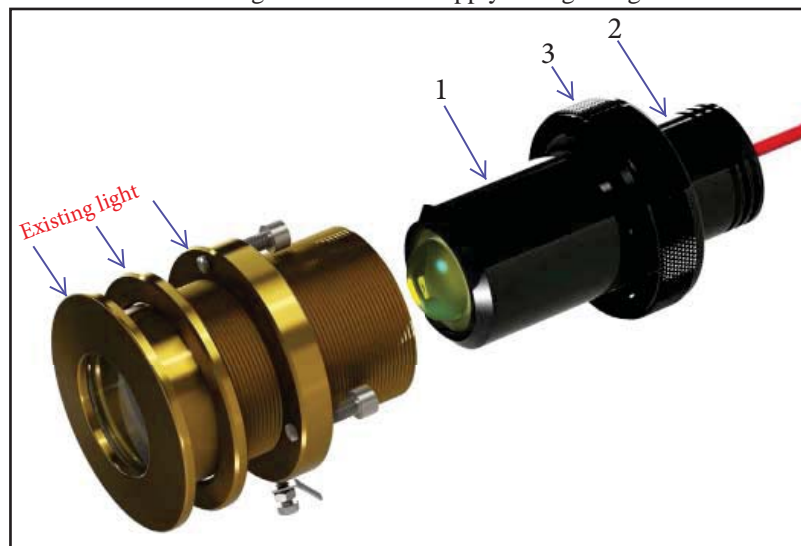
\*Caution: do not operate lights unless totally submerged.

\***Electrical installation-** The QT 80 retro is supplied with 2 meters of cable ready for connection into the IP 68 fused enclosure also supplied.

\*The fused enclosure connection terminal have a higher rating than 20 amps but we strongly advise a maximum supply current to the enclosure of 20 amps.

\*When the fused enclosure is used for distribution to the underwater lights the 10 amp fuse must be used to protect the out-going supply cable to the lights.

\*The LED power consumption for the Qt -80-retro is 40W. The integral driver has a supply voltage range 11-28vdc.



EARTH SCREW  
ITEM 8

## **TECHNICAL SPECIFICATION**

\***Supply Voltage** 11-28vdc Maximum current at 11vdc = 3.8 amps

\***Power** 40 watts

\***LED Driver** - Integral- YES

\***LED** Cool white (6,000 lm)

\***BODY Material** - AB2 & AB2.

\***LED lamp life** - 20,000 hours @ 60° C