

REMIGO[®]

electric outboards



www.remigo.eu



[remigo.eu](https://www.instagram.com/remigo.eu)



[Remigo](https://www.youtube.com/Remigo)



[Remigo.eu](https://www.facebook.com/Remigo.eu)



[Remigo.eu](https://www.linkedin.com/company/Remigo.eu)



RemigoOne in NFT
collection of Slovenian
EXPO DUBAI 2020
Pavillion



Introducing **RemigoOne**, world's first fully integrated 1000W electric outboard.

Designed and assembled in Slovenia, EU

E-outboard, or an electric rudder, designed to challenge the usual pain points of comparable electric or gasoline outboards: weight, cable corrosion, handling, oil leaks, reliability and durability.

Simple, honest, frustration free boating experience for anyone - even people with no nautical know-how.



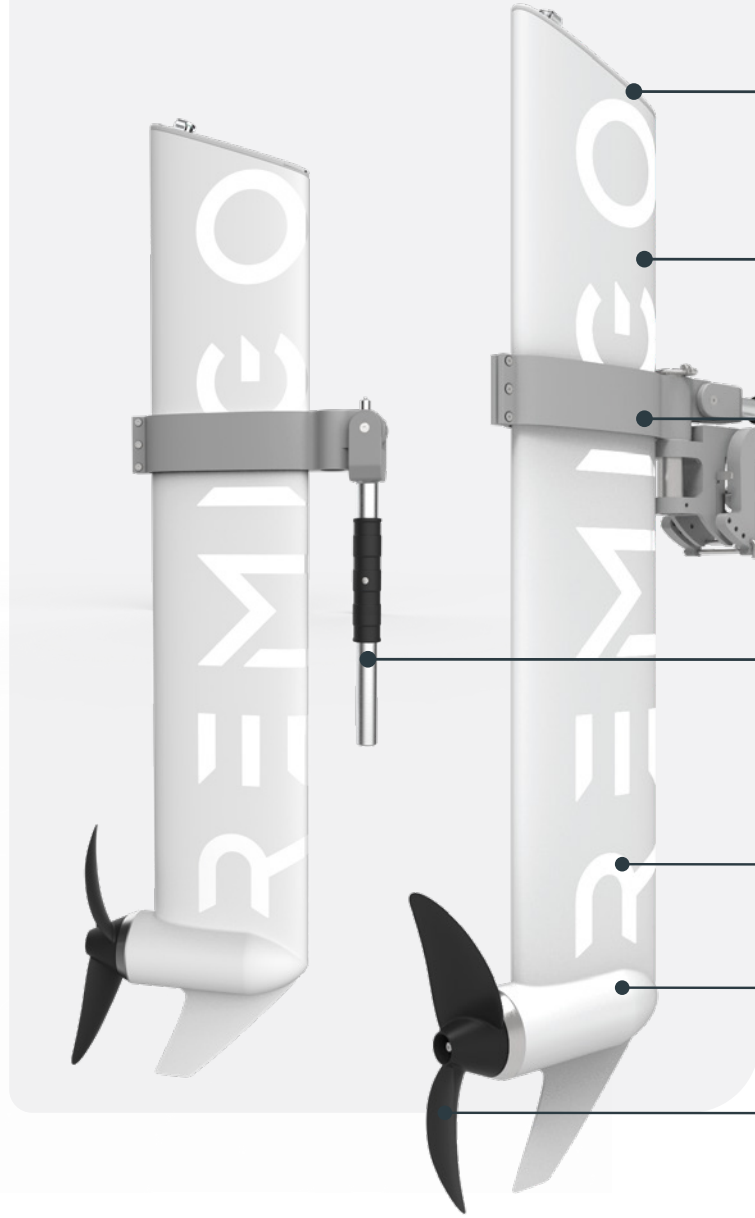
All aluminum casing

extended durability and safety



Full corrosion protection

fits to freshwater and seawater



interface as an intuitive 2-button control module

aluminium casing with integrated 1085 Wh Li-Ion battery and smart battery management module

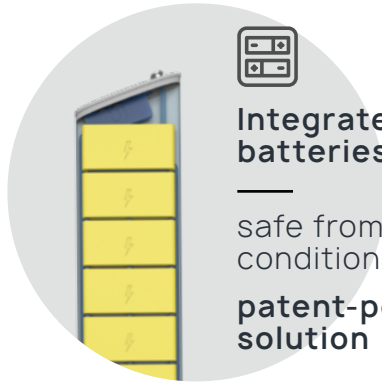
2-part bracket for mounting on boat. Mounting part stays on boat, while you can take motor off for charging or safe storage

multifunctional handle > steering, tilting, carrying, locking in central position

retroreflective decals for visibility at night

highly efficient 1000 W electric brushless DC motor, comparable to 3 HP

custom-built propeller for maximized efficiency



Integrated batteries

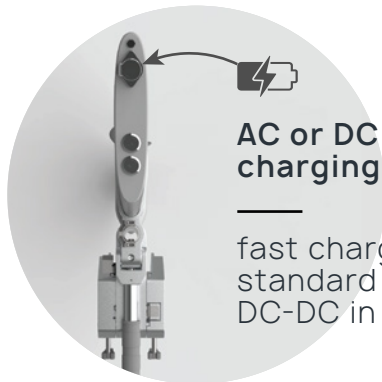
safe from all weather conditions and salt

patent-pending solution



Watertight

IP67 for parts above water, IP69 for parts below



AC or DC charging

fast charger fills in **3h**
standard charger in **6h**
DC-DC in **12h**



Integrated batteries and watertight casing


Battery integrated in the aluminum unibody means it is fully protected from all weather conditions. It contains enough juice to get you more than 14 miles of range at a 3 mph cruising speed on a tender boat. Come rain or shine, RemigoOne won't mind - waterproof, resilient, withstanding temperatures between -30°C to 50°C.

In order to recharge RemigoOne, you can plug it into any AC wall socket with included AC charger and top it up in 6 hours. You can purchase additionally a fast charger, that fills it up in 3 hours. Alternatively any low voltage (12-24V) DC source like solar panels or an on-board generator can also be used with the DC charger. It allows you to recharge the battery in 12 hours without ever removing RemigoOne from your boat. Just make sure the temperature is above 0°C while charging to keep the battery healthy.



Improved handling

In order to achieve simple handling of an outboard we first needed to reduce weight wherever possible. So we focused on combining similar functions while learning about the needs of different end users, usage types and scenarios. This is how we found potential for combining handle's functions in various stages of use, a solution which proved to be appreciated by an experienced boater as much as by a boating newbies. With a simple 'shotgun' movement, as we like to call it, you can transform driving handle (horizontal position) into a carrying handle (down vertical). Upper vertical position is used while mounting outboard on the bracket, tilting and locking in the central position.




**Innovative
mounting**

2 - part bracket >
detachable outboard



Lightweight

**12 kg outboard weight /
14.5 kg with bracket**




Outboard height adjustment

RemigoOne was built to efficiently propel any vessel weighing up to 1500 kg; tenders (soft or rigid keel), sailboats (J/70, Seascope, Meteor, Este24, ...), fishing boats etc. Stepless shaft length adjustment allows you to find precise position for best motor performance anywhere between 15 and 30 inch of height (S to XL equivalent) - by simply loosen 3 screws. When using it on a sailboat, you can lock the tiller in neutral position and use primary rudder for steering. On the first left photo you can see a special bracket modification (to fit original rudder fixtures) we did for our customer who decided to switch his main rudder for RemigoOne on his Meteor sailboat.

**Stepless shaft
length adjustment**

one motor size fits
on all vessel types

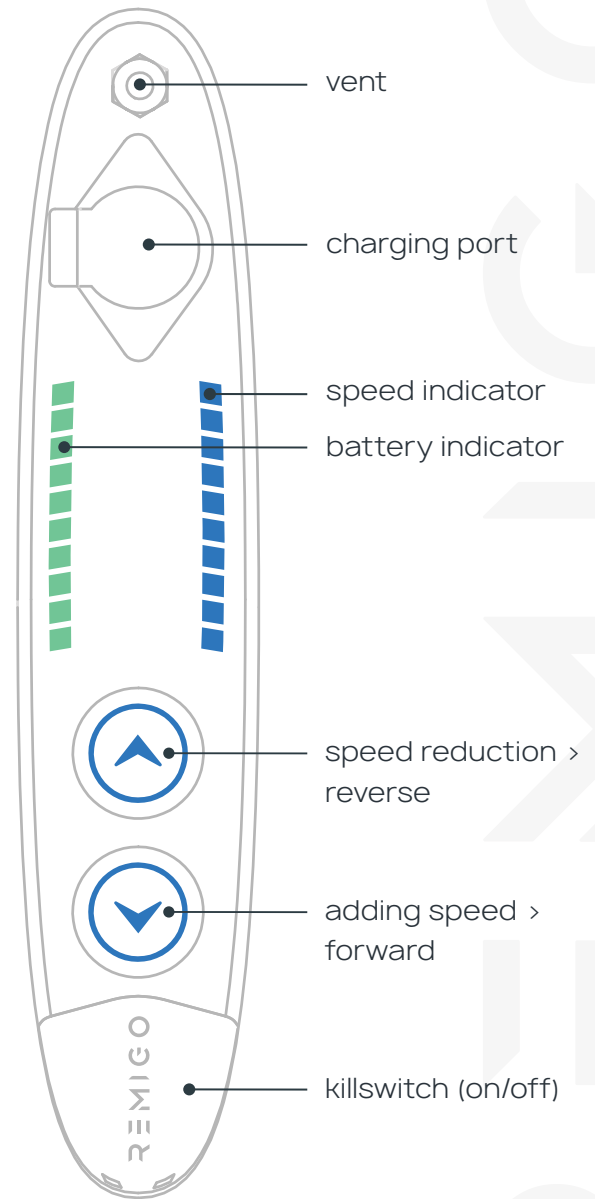




Simplified interaction

When designing outboard's interface, we wanted to get rid of all unnecessary information and doubled functions. The result is an intuitive interface with a 2-button steering control with 10-step forward/backward logic.

Magnetic killswitch at the bottom of the interface is used as a key, on/off button and also an emergency switch. You simply attach the killswitch cord around your driving hand's wrist for safety and steer using the two buttons. Arrows are marking your desired way of movement. Button down means adding speed in forward direction, while upper one means down-speeding. Continuous pressing of the vupper button after reaching neutral will result in switching to reverse direction. We added a quick action control for safety: pressing both buttons at the same time will shut down the motor also at high speed.



Performance

	speed in knots (km/h)	NM range (km)
eco	2.0 (3.7)	30.0 (55.0)
cruise	3.0 (5.5)	14.0 (25.6)
full speed	5.0 (9.2)	4.9 (9.1)

Charging options



Standard charger (included)

6h charging time



Fast charger (optional)

3h charging time



DC-DC charger (optional)

12h charging time

Tech sheet

input power	1000 W
motor type	brushless DC
static thrust	30 kg
comparable petrol outboard	3 HP
battery	integrated 1085 Wh Li-Ion
nominal voltage	36 V
final charging voltage	42 V
rated input voltage AC chargers	100 - 240 V, 50 - 60 Hz
rated input voltage DC charger	12 - 24 V
total weight (bracket included)	12 kg (14.5 kg)
shaft length	15-30 inch / S-XL equivalent
maximum propeller speed	1000 rpm
control	2-button control
steering	lockable
tilting	manual with grounding protection
trim	manual, 4 positions
reverse	yes
outboard dimensions h x w x d	1250 mm x 295 mm x 90 mm



Designing accessories responsibly

We designed a carrying bag for RemigoOne using residual material gathered from our local industries, following circular design principles. It's shell is made of PVC tarp banner, padding made of foam scraps from furniture industry and sewn by a local leatherworker. We're currently working on this circular business model to achieve regular production of the bags and sustainable collaboration with companies and people involved. Using the tarp bag as a part of standard transport packaging, we would achieve reducing of current packaging material or even completely substitute it with cardboard. For maximum ease of use while carrying RemigoOne we added hidden straps on the bottom outer side of the bag so you can easily turn it into a backpack.

