

1-DIY


Regulator for disposable gas bottle (without flow or pressure display)

code. 041639




2. Professional

Regulator with single gauge 0 > 12 L/min



Regulator with dual gauge 0 > 15 L/min



3. Industrial - Standard



Regulator with dual gauge 30L

The 2 gauges are covered with flexible rubber for maximum protection.

FR code. 041622 NL code. 041615 IT code. 038707

UK code. 041646 DE code. 041219

4-INDUSTRIAL - High specification (3 in 1)

OPTIMAPRO Regulator with single gauge flowmeter 30L/min

Pressure gauge Bottle pressure

Regulator


Regulates the gas in the bottle for a calibrated output pressure 3.5 bar

Benefits :

Save gas:

- Up to 70% when booting (hammer)
- Up to 30% during welding (TIG)

- Limit blowholes
- Precise flow adjustment



Rotameter

Allowing increased flow accuracy. Graduated from 0 to 30 L/min

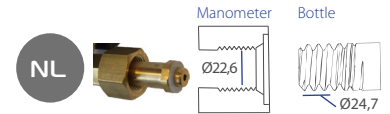
Gas saver

Limits the gas pressure particularly when priming.

For hose Ø 6,0

FR code. 043619 DE code. 043633 UK code. 043626 NL code. 043640

Compatibility with bottles



Compatibility France		
Algeria	Lebanon	Congo
Angola	Morocco	Mali
Spain	Portugal	Belgium
France	Gabon	Guinea
Greece	Ivory coast	
Syria	Senegal	
Tunisia	Chad	
Sudan	Mauritania	

Compatibility Germany	
Germany	Macedonia
Austria	Montenegro
Bosnia & H.	Poland
Croatia	Serbia
Hungary	Slovenia
Israel	Korea
Switzerland	Czech. Republic

Compatibility Netherlands
Finland
Netherlands
Sweden
Denmark
Norway

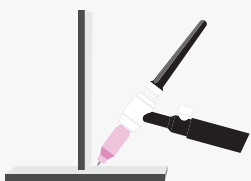


Compatibility United Kingdom		
South Africa	Indonesia	Malaysia
Saudi Arabia	Iraq	Malta
Brunei	Ireland	New Zealand
Egypt	Jordan	Nigeria
United Arab Emirates	Kuwait	Pakistan
Hong Kong	Liberia	Peru
India	Libya	United Kingdom
Singapore	Sri Lanka	Vietnam
Yemen		

Compatibility Italy	
Italia	Bulgaria
Belgium	Poland
Netherlands	United Arab Emirates
Austria	Romania

Did you know?

The choice of the protective gas and adjusting the gas flow are extremely important for the welding quality. Too low gas flow rate will not displace the surrounding air (air ionization). Too high gas flow rate will generate unwanted turbulences.



Conventional gas consumption
The horizontal corner position of the area to be welded blocks the gas that gradually escapes from each side of the part.



+ 30% more gas consumption
In open or flat corner position, the gas escapes on all sides and is therefore less localized in the area to be welded. It is therefore necessary to increase the flow rate.

