







Model: DML970 - 9.70 kVA Marine Range



-  Connections on one side
-  Cooling System: Exchanger
-  Electronic management
-  Local and Remote Command
-  Easy Maintenance
-  Redused Dimensions and Noise Level

Characteristics

Generating Set Model	DML970
Maximum Power(kVA)	9.70
Phase	Single phase
Current (A)	38.00
Voltage	230 V
Frefuence	50 Hz
Start up	Electric
Cooling System	Exchanger
Dimensions (mm)	1010 x 540 x 675
Weight (Kg)	316
Noise Level	54 dB(A) a 7 metri
Air consumption (m3/min)	0.96

Engine

Engine	KUBOTA
Model	V1505-BG
Cooling System	Exchanger
Rounds Per Minute	1500
Number of Cylinders	4
Displacement (cc)	1499
Bore (mm)	78
Stroke (mm)	78
Compression Ratio: 1	22.00
Oil Cap Capacity (l)	4.30
Sweet Water Pump Capacity(l)	6.00
Refrigerant Fluid Flow (l/min)	15.90
Sea Water Pump Flow (l/min)	18.90
Heat Discharge (kcal/min)	53.00
Maximum Installation Angle	10° Continuous - 22,5° Intermittent
Speed Governor	mechanical
Consumption at half load(l/h)	1.90
Consumption at full load (l/h)	3.40
Recommended fuel	No. 2D Diesel Fuel:Spec EN 590 - ASTM D975

Standards Applied

Coelmo Generating Sets are branded CE and comply with the following regulations:
Environmental conditions 1.000 mbar, 25C°, 30% relative humidity. Power referring to ISO 3046.

- Power: ISO 8528
- Directive Machinery : 2006/42/CE - 89/392CEE - 98/37/CE
- Low Voltage : 2006/95/CE - 73/23/CEE - 93/68/CEE
- Electromagnetic Compatibility : 2004/108/CE - 89/336/CEE - 93/68/CEE
- Emissions for non-road engines : 2002/88/CE - 97/68/CE (*)
- Acoustic emission : 2005/88/CE - 2000/14/CE (**)

* For non-stationary use only

** For Sound Proof Version Only

Certified Company
ISO 9001 SA800
ISO 14001 OHSAS 18001

COELMO spa Agglomerato Industriale ASI 80011 Acerra (NA) - Italy
Tel. +39 081 8039731 - Fax. +39 081 8039724
www.coelmo.it - info@coelmo.it

Model: DML970 - 9.70 kVA Marine Range

■ Alternator

Synchronous, single Bearing, Brushless 4 Pole, Rotating Field with Digital Electronic Regulation, self regulated, self excited, insulation class H.

Connections

Minimum Power Cable Section	3G10
Maximum Fuel Pump Prevalence	0.80
Fuel Supply Line (Ø mm)	8
Fuel Supply Refusal line (Ø mm)	6
Oil Drain Cap	3/8 NPT
Maximum Sea Water pump prevalence	1.22
Sea Water Supply line (Ø mm)	25
Humid outlet pipe line (Ø mm)	50
Maximum Exhaust Return Pressure Outlet	500
Nominal Battery Voltage (V)	12
Minimum CCA Rating	540 A; 70 Ah
Minimum Battery Cable Section(mm)	50

■ Accessories Upon Request

- Kit Silenced Muffler
- Kit Sea Water Intake
- Siphon Breaker
- Water Gas Separator
- Electrical Fuel Pump
- Diesel Prefilter with Water Separator
- Intercooler System
- Diesel Water Separator
- EOS Controller (*)
- Load Management System (only for EOS version)
- Eos controller including 15 m of Connection Cable*

Note (*)

To be clarified during the order phase.

■ Standard Equipment

Sound Proof Canopy

Made entirely from marine grade aluminum (LEGA 5754 H111) powder coated, with a structure that forms the boundary to which are applied 5 panels complete with retractable lever locks.

Fidio® Control Panel

Water proof control panel for engine protection with LCD display, dimension on the dashboard 96x96 mm, supplied separately for all the generators.

(Possibility to install the control panel on board only for DML DTL Series)

On board the generators there is a selector for manual start bypassing the control panel.

Generating Set Anchor Brackets

Number 4 steel brackets to attach the generator to the floor of the boat.

Oil Extraction Pump

Brass hand pump with an attached extension to allow the replacement of the engine oil.

Emergency button

Emergency button positioned on the Generating Set to allow for the immediate shutdown in case of danger or damage.

Manuals

User and installation manuals of the generating set along with relative engine and alternator user manuals.

Model: DML970 - 9.70 kVA Marine Range

Alarms

- Low Oil Pressure
- High Water Temperature
- High Outlet Temperature
- Battery Charger breakdown

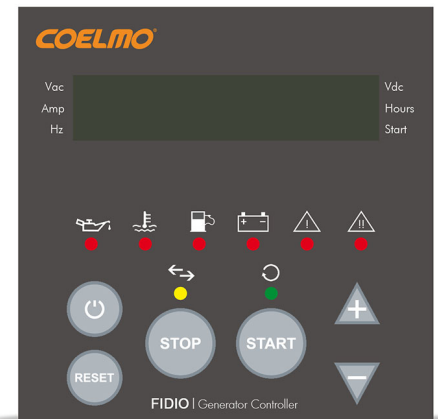
Measures

- Generator Volt (V)
- Ampere (A)
- Frequency (Hz)
- Battery Volt (Vcc)
- Hours of work
- Maintenance hours
- Starter Counter

Other Features

- Multipal connection via CANBUS
- Load management system (Optional)

Digital Control Panel FIDIO®



Alarms

- Low Oil Pressure
- High Water Temperature
- High Outlet Temperature
- Battery Charger breakdown
- Start failure
- Mechanical failure
- Generator Low Frequency

- Generator High Frequency
- Battery Low Voltage
- Alternator Low Voltage
- Alternator High Voltage
- Maintenance deadline
- Generator Overload

Measures

- Generator Volt (V)
- Ampere (A)
- Frequency (Hz)
- Battery Volt (Vcc)
- Oil Pressure (bar)
- Engine Temperature (°C)
- Maintenance hours

Other Features

- 232 Interface for programming via PC
- MODBUS RTU (Optional)

Digital Control Panel EOS®

