





















# GENERATING SET GE 12000 KSX/GS - AVR





The images are for reference

## FEATURES

- Engine protection ES
- Automatic voltage regulator AVR
- Sockets: 1x230V 63A 2P+T CEE - 1x230V 32A 2P+T CEE  
1x230V 16A 2P+T CEE
- ELCB-GFI (Ground Fault Interruptor)
- Circuit breaker
- Super Silenced
- Ready for connection to automatic transfer unit EAS
- Meets EC Directives for safety and noise level

Standard Equipment	 Diesel engine	 Air cooling	 Electric Starter	 Battery 12V	 Engine protection	 Low press. shut down	 High temp. engine shut down	 Battery charge indicator	 Low fuel indicator	 Hours-meter	 Central lifting eye
	 Synchronous alternator	 Automatic voltage regulator	 Sockets	 ELCB-GFI	 Circuit breaker	 Thermal shut off	 Voltmeter/frequencymeter	 Predisposiz. EAS/TCM	 Local/Remote Start selector		

 Options on request	<ul style="list-style-type: none"> <li>• Earthing kit</li> <li>• Remote control TCM22</li> </ul>	<ul style="list-style-type: none"> <li>• Automatic transfer unit (AMF) EAS 17-809</li> <li>• Tank locking cap</li> </ul>	<ul style="list-style-type: none"> <li>• Trolley CTM300</li> <li>• Site tow CTL300</li> <li>• Road trailer CTV4</li> </ul>
---	--	--	--

 Versions on request	<ul style="list-style-type: none"> <li>• Version 230V/ 115V with: - Sockets: 1x230V/ 32A 2P+T CEE - 1x230V/ 16A 2P+T CEE - 2x110V/ 32A 2P+T CEE - 2x110V/ 16A 2P+T CEE</li> </ul>
--	---

 Factory installation options	<ul style="list-style-type: none"> <li>• Oil heater</li> </ul>
---	--

## Technical data

## GE 12000 KSX/GS - AVR

### A.C. GENERATION - 50 Hz - Single-Phase synchronous alternator, self-excited, self-regulated

*Stand-by single-phase power	13.5 kVA (12.1 kW) / 230 V / 58.7 A
*PRP single-phase power	12 kVA (10.8 kW) / 230 V / 52.5 A
**Stand-by single-phase power	13.5 kVA (12.1 kW) / 115 V / 117.4 A
**PRP single-phase power	12 kVA (10.8 kW) / 115 V / 104.4 A
Cos φ	0.9
Insulation class	H

\* Output powers according to ISO 8528-1 \*\* NOT READY for connection to automatic transfer unit EAS / WITHOUT Automatic voltage regulator AVR

### ENGINE - 4-stroke diesel, direct injection, Air cooling

Model	KOHLER KD 477-2
* Stand-By net power	14.9 kW (20.3 HP)
* PRP net power	13.5 kW (18.4 HP)
Cylinders/ Displacement	2 / 954 cm <sup>3</sup>
Speed	3000 rpm
Fuel consumption (75% of PRP)	2.8 l/h

\* Potenze dichiarate in accordo con ISO 3046-1

## GENERAL SPECIFICATIONS

Tank capacity	23 l
Running time (75% of PRP)	8.2 h
IP protection degree	IP 23
*Dimensions LxIhx (mm)	1320x790x750 mm
*Dry weight	297 kg
** Measured acoustic power LwA (pressure LpA)	96 dB(A) (71 dB(A) @ 7m)
** Guaranteed acoustic power LwA (pressure LpA)	96 dB(A) (71 dB(A) @ 7m)

\* Dimensions and weight without trolley/trailer / \*\* Acoustic power according to European Directive 2000/14/EC

Mosa reserves the right to change this specification without notice. For further information please contact the sales department.