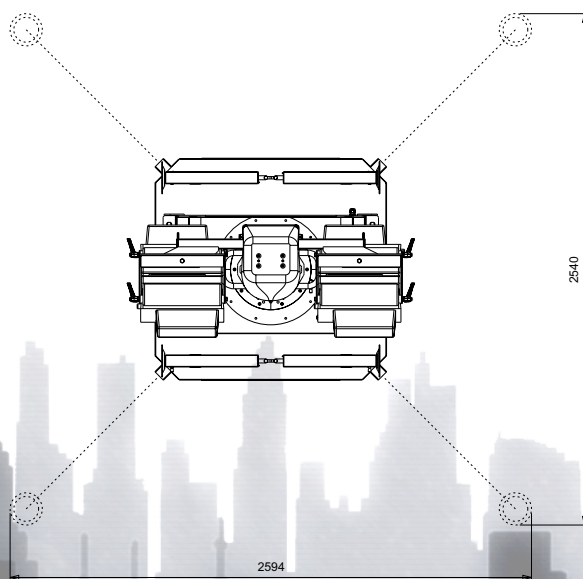
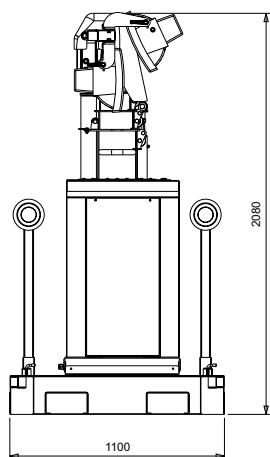
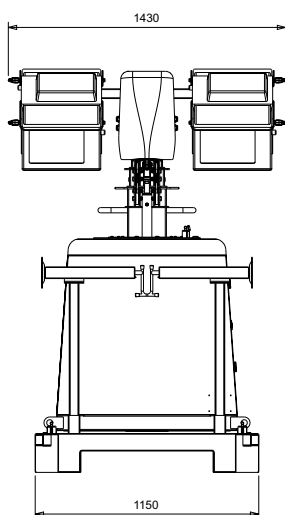


LIGHTING KIT TF CUBE I9

CHARACTERISTICS

- Zinc plated telescopic mast
- Hydraulic raise/lower
- 340 degrees manual rotation of the tower
- Wind proof up to 80 km/h
- Safety valve for lowering the tower in case of hydraulic system failure
- Two axes manually adjustable floodlights
- Switches to on/off for lamps
- Base with 4 x adjustable stabilisers, two extendable
- Lifting hooks and forklift pockets
- Three phase power supply plug CEE 32A/ 400V/ 5P
- Meets EC directives



VERSIONS ON REQUEST

• /

AVAILABLE LAMPS

- TF CUBE I9 A-6x1500: 6 HALOGEN
- TF CUBE I9 J-4x1000: 4 METAL HALIDE
- TF CUBE I9 J-4x2000: 4 METAL HALIDE
- TF CUBE I9 L-4x300: 4 LED

TECHNICAL DATA

DIMENSIONS AND WEIGHT:

	TF CUBE I9 A-6X1500		TF CUBE I9 J-4X1000		TF CUBE I9 J-4X2000		TF CUBE I9 L-4X300	
	tower closed	tower open	tower closed	tower open	tower closed	tower open	tower closed	tower open
Width (mm)	1100	2540	1100	2540	1100	2540	1100	2540
Length (mm)	1150	2590	1150	2590	1150	2590	1150	2590
Height (mm)	2080	8700	2080	8700	2080	8700	2080	8700
Weight (Kg)	600		600		600		600	

FEATURES

	TF CUBE I9 A-6X1500	TF CUBE I9 J-4X1000	TF CUBE I9 J-4X2000	TF CUBE I9 L-4X300
Illuminated area	4200 mq	4200 mq	6200 mq	4200 mq
Lux average	16	25	35	21
Total lumen	216000	340000	720000	130000

