




























K-MAX 45 KW

Codice	Prodotto			 Aria resa													
		kW	HP	l/min.	c.f.m.	bar	psi	dB(A)	BSP	kg	Lbs	L x P x H (cm)	kg	Lbs	L x P x H (cm)		
A VELOCITA' FISSA																	
V60FU92FNM060	K-MAX 45-08	45	60	8.200	290	7,5	109	72	2"	1251	2758	173x127x170	1355	2987	192x142x188		
V60FV92FNM060	K-MAX 45-10	45	60	6.700	237	10	145	72	2"	1194	2632	173x127x170	1298	2862	192x142 x188		
A VELOCITA' VARIABILE																	
V60FU97FNM060	K-MAX 45-08 VS	45	60	8.200 / 3.000	290 / 106	7,5	109	72	2"	1222	2694	173x127x170	1326	2923	192x142x188		
V60FV97FNM060	K-MAX 45-10 VS	45	60	6.700 / 2.400	237 / 85	10	145	72	2"	1222	2694	173x127x170	1326	2923	192x142x188		










K-MAX 55 KW

Codice	Prodotto			 Aria resa													
		kW	HP	l/min.	c.f.m.	bar	psi	dB(A)	BSP	kg	Lbs	L x P x H (cm)	kg	Lbs	L x P x H (cm)		
A VELOCITA' FISSA																	
V60FW92FNM060	K-MAX 55-08	55	75	10.100	357	7,5	109	72	2"	1251	2758	173x127x170	1355	2987	192x142x188		
V60FX92FNM060	K-MAX 55-10	55	75	8.300	293	10	145	72	2"	1251	2758	173x127x170	1355	2987	192x142x188		
V60FY92FNM060	K-MAX 55-13	55	75	6.500	230	13	189	72	2"	1251	2758	173x127x170	1355	2987	192x142x188		
A VELOCITA' VARIABILE																	
V60FW97FNM060	K-MAX 55-08 VS	55	75	10.100 / 3.600	357 / 127	7,5	109	72	2"	1279	2820	173x127x170	1383	3049	192x142x188		
V60FX97FNM060	K-MAX 55-10 VS	55	75	8.300 / 3.000	293 / 106	10	145	72	2"	1279	2820	173x127x170	1383	3049	192x142x188		
V60FY97FNM060	K-MAX 55-13 VS	55	75	6.500 / 2.300	230 / 81	13	189	72	2"	1279	2820	173x127x170	1383	3049	192x142x188		

K-MAX 75 KW

Codice	Prodotto			 Aria resa													
		kW	HP	l/min.	c.f.m.	bar	psi	dB(A)	BSP	kg	Lbs	L x P x H (cm)	kg	Lbs	L x P x H (cm)		
A VELOCITA' FISSA																	
V60FA92FNM160	K-MAX 75-08	75	100	12.600	445	7,5	109	69	2"	2760	6085	230x145x197	2940	6482	256x166x223		
V60FB92FNM160	K-MAX 75-10	75	100	10.500	371	10	145	69	2"	2760	6085	230x145x197	2940	6482	256x166x223		
V60FC92FNM160	K-MAX 75-13	75	100	8.700	307	13	189	69	2"	2760	6085	230x145x197	2940	6482	256x166x223		
V60FA92FNM060	K-MAX 76-08	75	100	13.500	477	7,5	109	67	2"	2795	6162	230x145x197	2975	6559	256x166x223		
V60FB92FNM060	K-MAX 76-10	75	100	11.700	413	10	145	67	2"	2795	6162	230x145x197	2975	6559	256x166x223		
V60FC92FNM060	K-MAX 76-13	75	100	9.700	343	13	189	67	2"	2795	6162	230x145x197	2975	6559	256x166x223		
A VELOCITA' VARIABILE																	
V60FA97FNM160	K-MAX 75-08 VS	75	100	12.600 / 4.500	445 / 159	7,5	109	69	2"	2820	6217	230x145x197	3000	6614	256x166x223		
V60FB97FNM160	K-MAX 75-10 VS	75	100	10.500 / 3.800	371 / 134	10	145	69	2"	2820	6217	230x145x197	3000	6614	256x166x223		
V60FC97FNM160	K-MAX 75-13 VS	75	100	8.700 / 3.480	307 / 123	13	189	69	2"	2820	6217	230x145x197	3000	6614	256x166x223		
V60FA97FNM060	K-MAX 76-08 VS	75	100	13.500 / 4.900	477 / 173	7,5	109	67	2"	2855	6294	230x145x197	3035	6691	256x166x223		
V60FB97FNM060	K-MAX 76-10 VS	75	100	11.700 / 4.200	413 / 148	10	145	66	2"	2855	6294	230x145x197	3035	6691	256x166x223		
V60FC97FNM060	K-MAX 76-13 VS	75	100	9.690 / 3.500	342 / 124	13	189	67	2"	2855	6294	230x145x197	3035	6691	256x166x223		

K-MAX 90 KW

Codice	Prodotto			 Aria resa													
		kW	HP	l/min.	c.f.m.	bar	psi	dB(A)	BSP	kg	Lbs	L x P x H (cm)	kg	Lbs	L x P x H (cm)		
A VELOCITA' FISSA																	
V60FH92FNM060	K-MAX 90-08	90	125	15.900	562	7,5	109	67	2"	2860	6305	230x145x197	3040	6702	256x166x223		
V60FJ92FNM060	K-MAX 90-10	90	125	13.400	473	10	145	67	2"	2860	6305	230x145x197	3040	6702	256x166x223		
V60FK92FNM060	K-MAX 90-13	90	125	10.400	367	13	189	67	2"	2860	6305	230x145x197	3040	6702	256x166x223		
A VELOCITA' VARIABILE																	
V60FH97FNM060	K-MAX 90-08 VS	90	125	15.900 / 5.700	562 / 201	7,5	109	68	2"	2930	6460	230x145x197	3110	6856	256x166x223		
V60FJ97FNM060	K-MAX 90-10 VS	90	125	13.400 / 4.800	473 / 170	10	145	70	2"	2930	6460	230x145x197	3110	6856	256x166x223		
V60FK97FNM060	K-MAX 90-13 VS	90	125	10.400 / 3.700	367 / 131	13	189	66	2"	2930	6460	230x145x197	3110	6856	256x166x223		

Aria resa rilevata a 7 - 9,5 - 12,5 bar all'uscita del compressore, come previsto dalla norma ISO 1217 allegato C. ± 3 dB(A) come previsto dalla norma PNEUROP/CAGI PN-NTC 2.3.