

THREE-PHASE SYNCHRONOUS GENERATOR
MXB-E 180 LB 4

4 POLES

CONTINUOUS DUTY

50 Hz-1500 min⁻¹ / 60 Hz-1800 min⁻¹

AMBIENT TEMPERATURE	40°C	WINDING DATA								
TEMPERATURE RISE	H	Winding code		MO						
INSULATION CLASS	H	Number of leads		12						
POWER FACTOR	0,8	Winding pitch		2/3						
FREQUENCY	Hz	50		60						
VOLTAGE	Star series	380	400	415	440	380	416	440	460	480
	Star parallel	190	200	208	220	190	208	220	230	240
RATING	kVA	63,0	65,0	63,0	60,0	65,0	70,4	74,5	77,9	81,3
	kW	50,4	52,0	50,4	48,0	52,0	56,3	59,6	62,3	65,0
EFFICIENCY (%) @ 0,8 p.f.	4/4	89,9	90,0	90,2	90,1	89,7	90,3	90,6	90,7	90,8
	3/4	91,1	91,2	91,2	90,8	91,0	91,4	91,6	91,8	91,8
	2/4	91,8	91,9	91,4	90,7	91,8	92,1	92,2	92,3	92,3
EFFICIENCY (%) @ 1,0 p.f.	4/4	92,5	92,7	92,9	93,1	92,1	92,6	92,9	93,1	93,3
	3/4	93,4	93,7	93,6	93,5	93,2	93,6	93,8	93,9	94,1
	2/4	94,0	94,3	93,7	93,2	93,9	94,2	94,3	94,4	94,4
STAND-BY RATING (163/27)	kVA	69,3	71,5	69,3	66,0	71,5	77,4	82,0	85,7	89,4
STAND-BY EFFICIENCY (%) @ 0,8 p.f.		89,4	89,5	89,8	89,8	89,2	89,8	90,1	90,3	90,4
SHORT CIRCUIT RATIO (referred to class H rating)		0,36	0,39	0,43	0,51	0,29	0,32	0,34	0,36	0,37
REACTANCES (%) (referred to class H rating)										
Direct axis synchronous	x _d	307	286	258	218	381	344	325	311	298
Quadrature axis synchronous	x _q	139	129	116	99	172	155	147	140	135
Direct axis transient	x' _d	16,6	15,5	13,9	11,8	20,6	18,6	17,6	16,8	16,1
Direct axis subtransient	x'' _d	11,9	11,1	10,0	8,4	14,7	13,3	12,6	12,0	11,5
Quadrature axis subtransient	x'' _q	13,1	12,2	11,0	9,3	16,2	14,6	13,8	13,2	12,7
Negative sequence	x ₂	12,5	11,6	10,5	8,9	15,4	14,0	13,2	12,6	12,1
Zero sequence	x ₀	8,9	8,3	7,4	6,3	11,0	9,9	9,4	9,0	8,6

TIME CONSTANTS [s]

Open circuit (T' _{do})	0,704	Subtransient (T'' _d)	0,010
Transient (T' _d)	0,065	Armature (T _a)	0,013

MECHANICAL CHARACTERISTICS

D-end bearing/Lubrication	Available on double bearing configuration (on request)
N-end bearing/Lubrication	6207 2RS C3 / Prelubricated
Weight [kg]	234
Inertia (J) [kgm ²]	0,40
Overspeed [min ⁻¹]	2250
Method of cooling	IC 01
Cooling air required [m ³ /s] @ 50/60 Hz	0,13 / 0,15
Degree of protection	IP 23
Type of construction available	B2 (B34 on request)
Direction of rotation	CW

OTHER DATA

Phase resistance [Ω] @ 20 °C - Star series	0,084
Overloads	10% for 1 hour
3-phase short circuit current	>= 300% (3 I _n) with aux. winding or PMG
Voltage regulation accuracy	+/- 0,5 % (@ rated load, balanced and non-distorting, p.f. 0,8)
Radio interference	EN 55011 Class B Group 1
Wave form THF	< 2%
Total harmonic content	< 2% (at no load)

STANDARDS

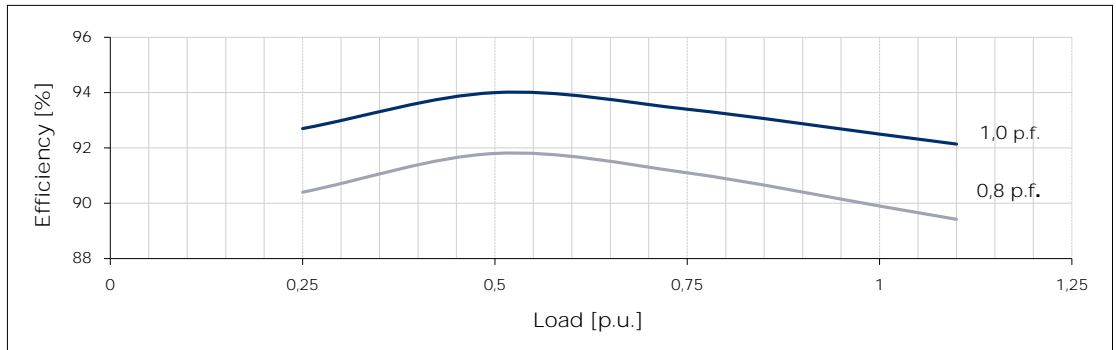
IEC 60034-1; BS 4999-5000; NEMA MG 1.32.
--

THREE-PHASE SYNCHRONOUS GENERATOR
MXB-E 180 LB 4

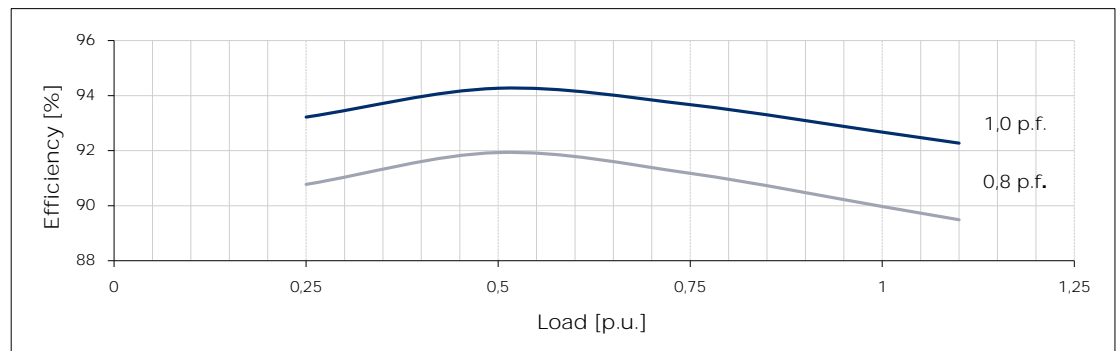
Typical efficiency curves

50 Hz - 1500 min⁻¹

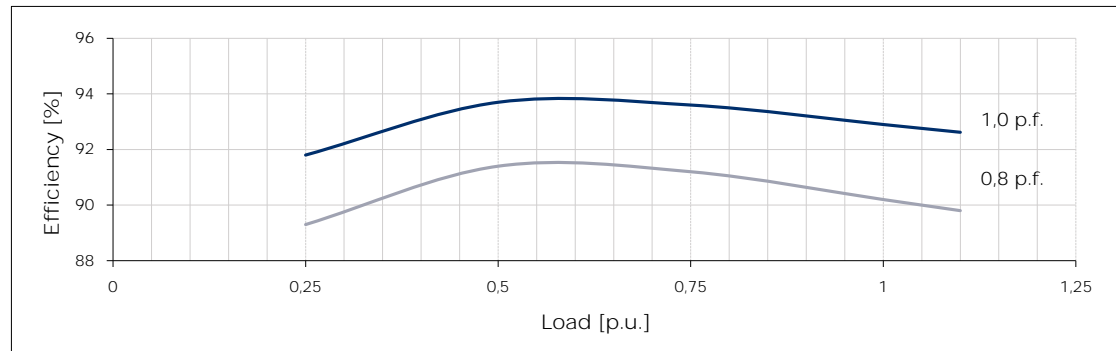
380 V



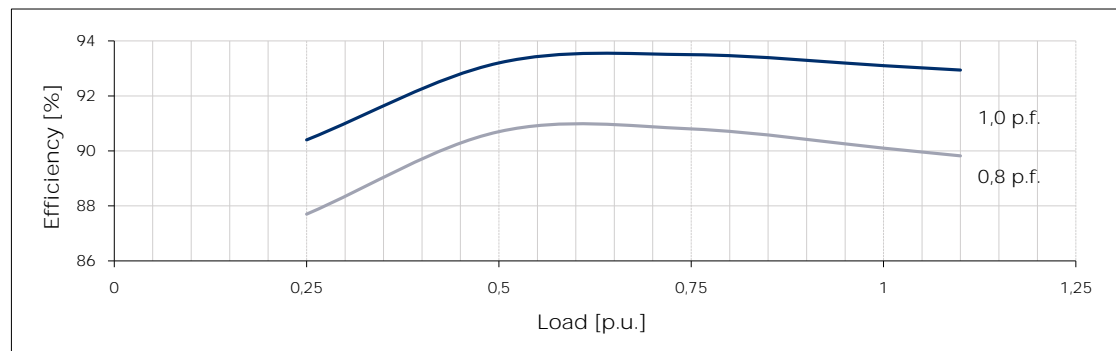
400 V



415 V



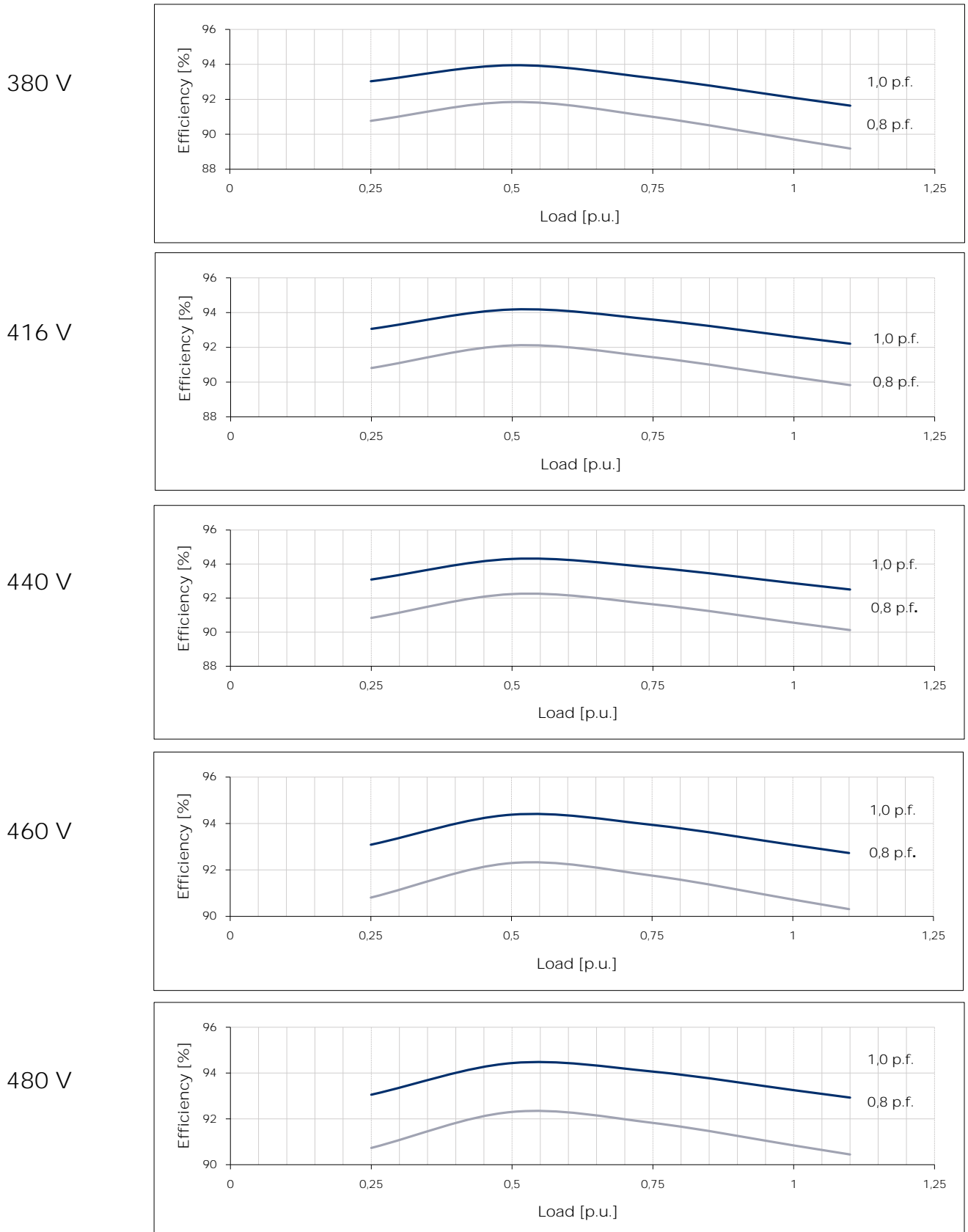
440 V



THREE-PHASE SYNCHRONOUS GENERATOR
MXB-E 180 LB 4

Typical efficiency curves

60 Hz - 1800 min⁻¹





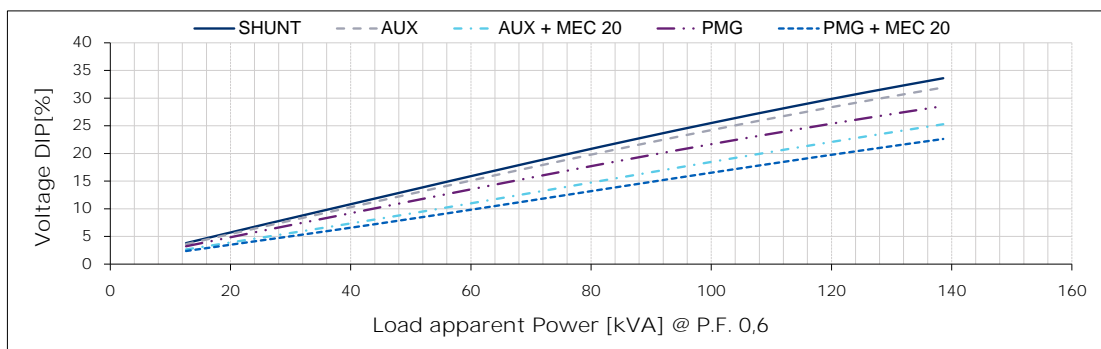
MarelliMotori
Inspired solutions

THREE-PHASE SYNCHRONOUS GENERATOR MXB-E 180 LB 4

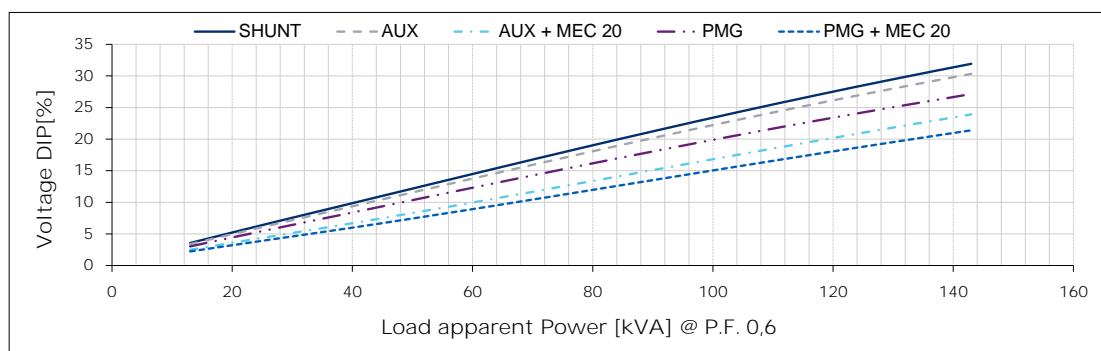
Typical voltage DIP curves

50 Hz - 1500 min⁻¹

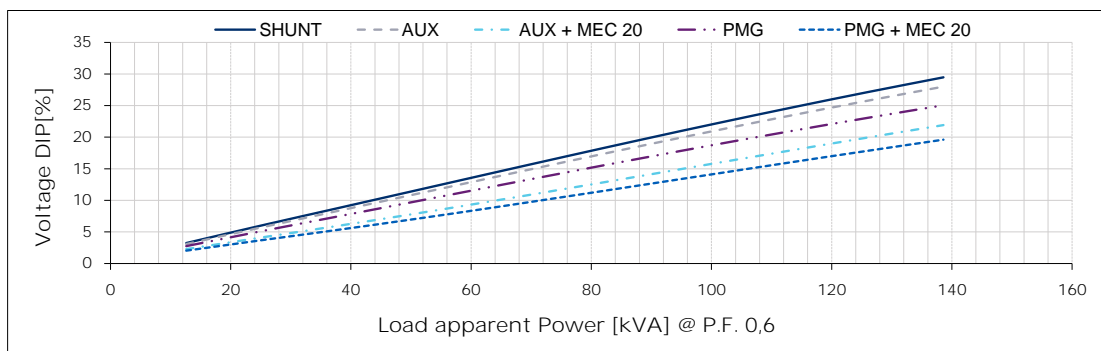
380 V



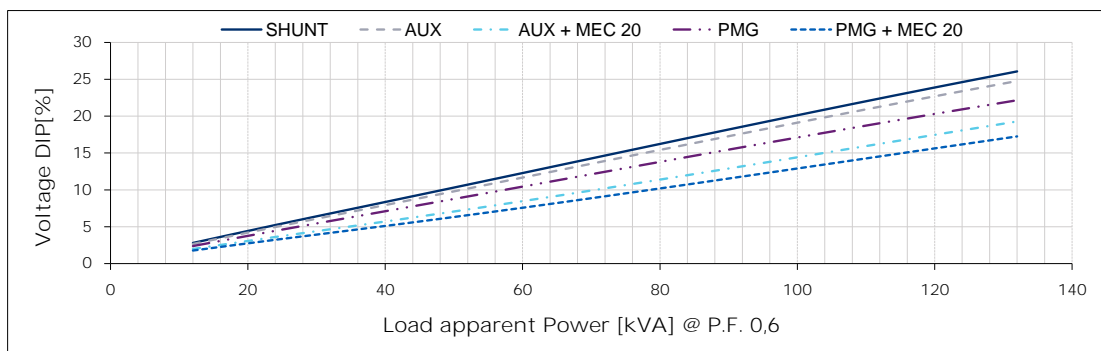
400 V



415 V



440 V





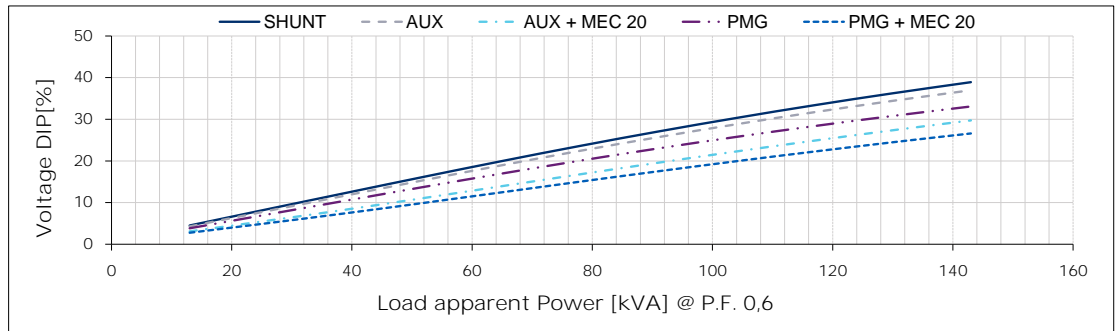
MarelliMotori
Inspired solutions

THREE-PHASE SYNCHRONOUS GENERATOR MXB-E 180 LB 4

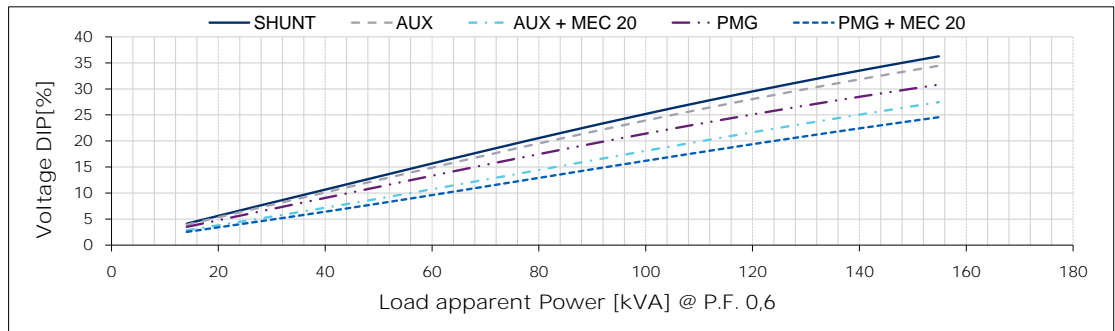
Typical voltage DIP curves

60 Hz - 1800 min⁻¹

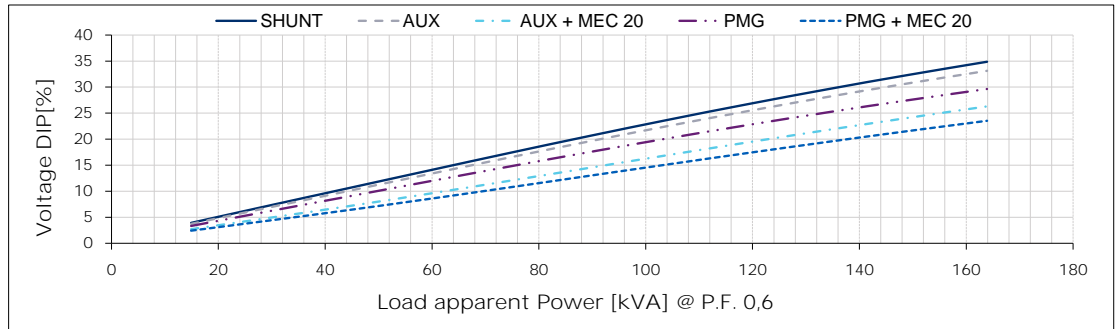
380 V



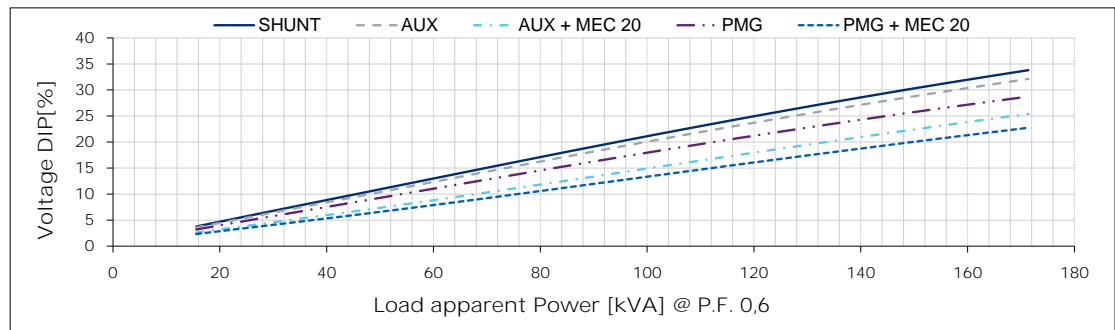
416 V



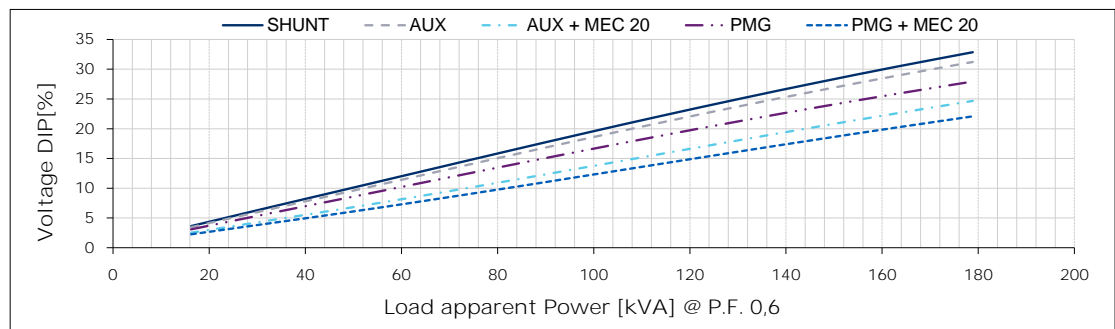
440 V



460 V



480 V



For P.F. different from 0,6 the following simplified formula can be used: $\Delta V @ P.F. = \Delta V @ 0,6 \cdot \sin(\arccos(P.F.)) / 0,8$



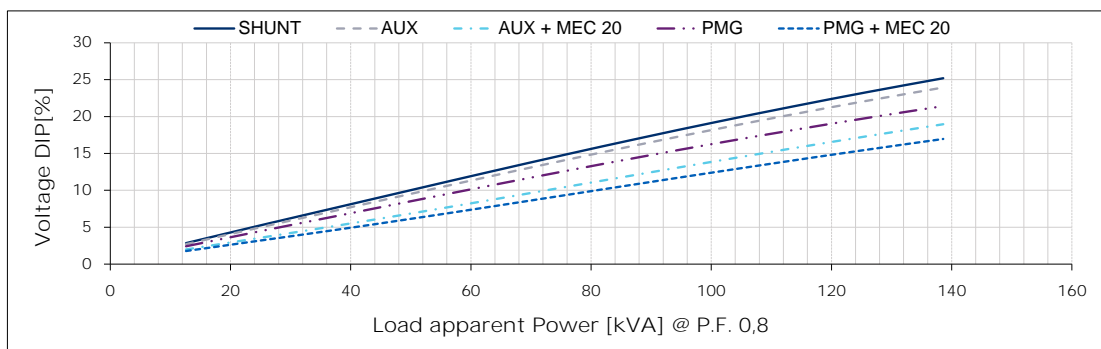
MarelliMotori
Inspired solutions

THREE-PHASE SYNCHRONOUS GENERATOR MXB-E 180 LB 4

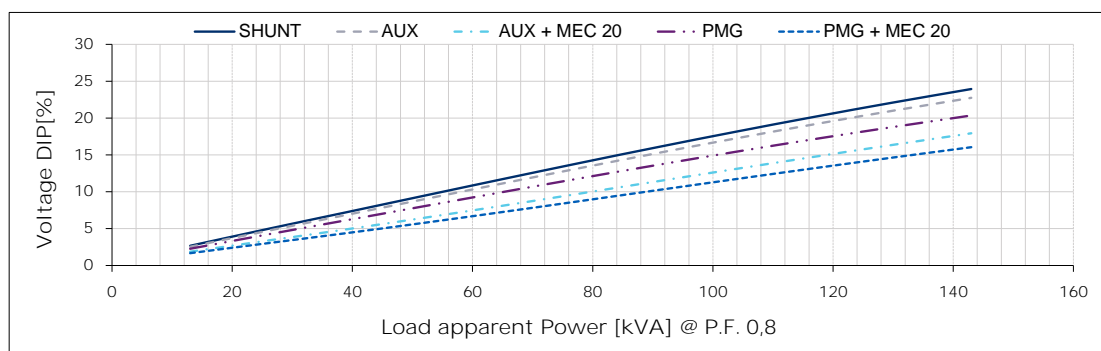
Typical voltage DIP curves

50 Hz - 1500 min⁻¹

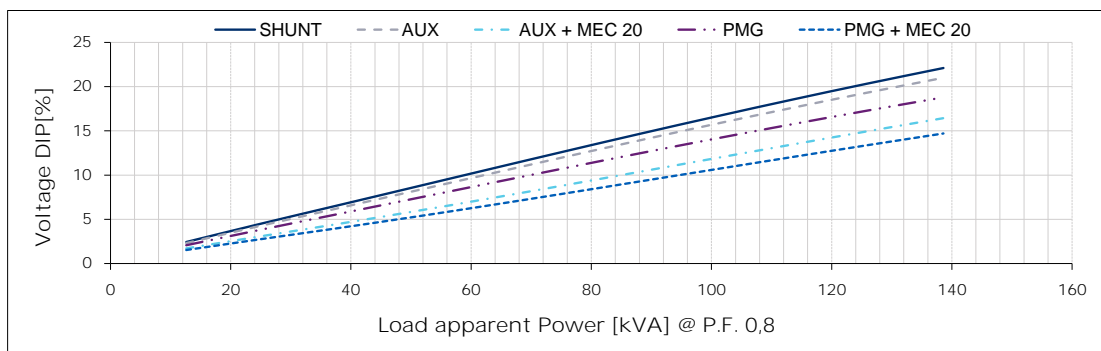
380 V



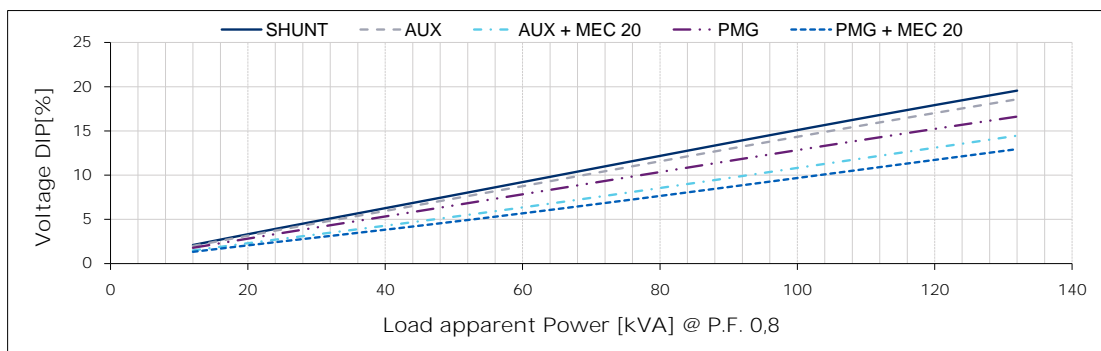
400 V



415 V



440 V





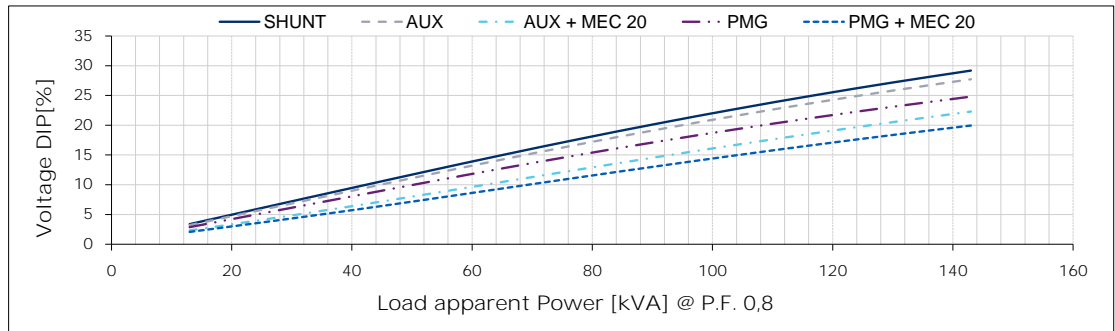
MarelliMotori
Inspired solutions

THREE-PHASE SYNCHRONOUS GENERATOR MXB-E 180 LB 4

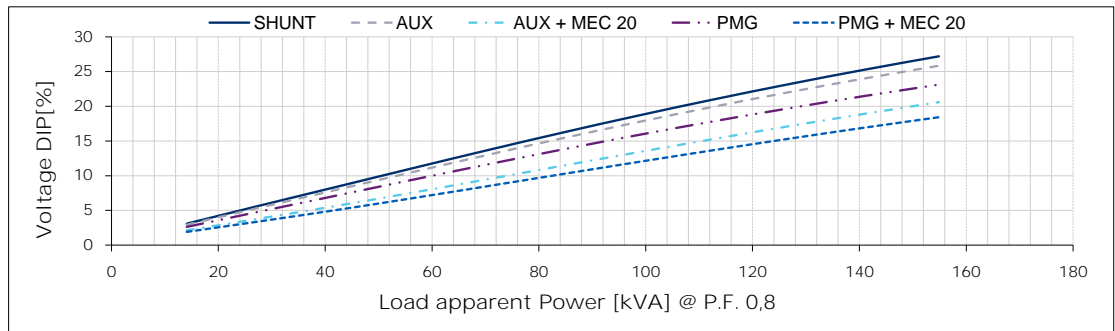
Typical voltage DIP curves

60 Hz - 1800 min⁻¹

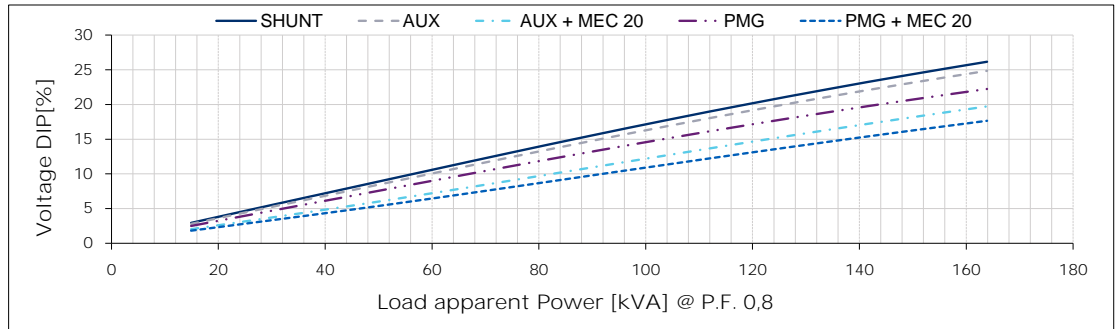
380 V



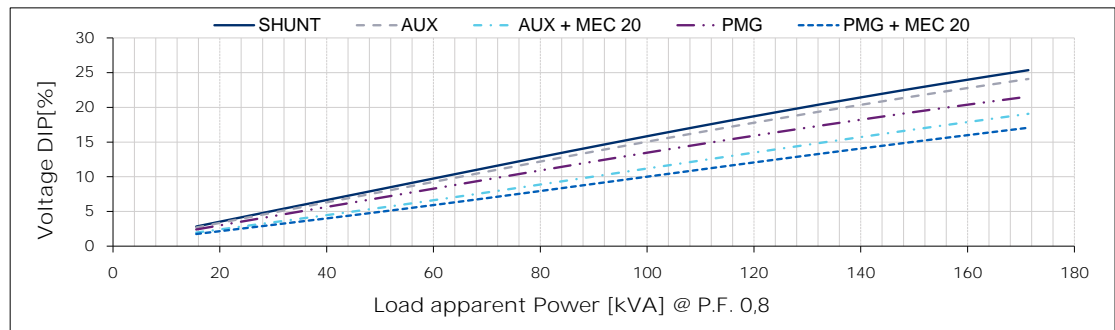
416 V



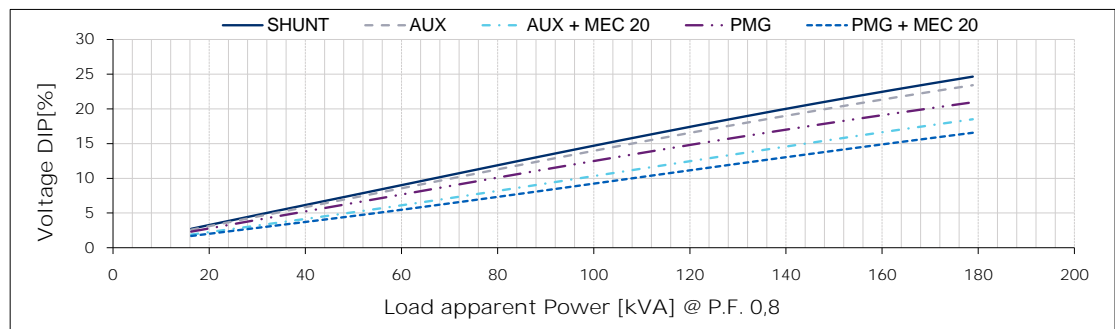
440 V



460 V



480 V

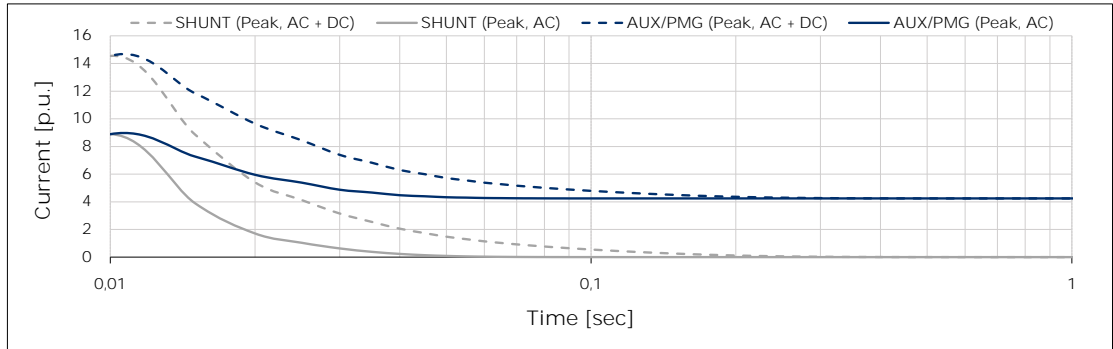


THREE-PHASE SYNCHRONOUS GENERATOR
MXB-E 180 LB 4

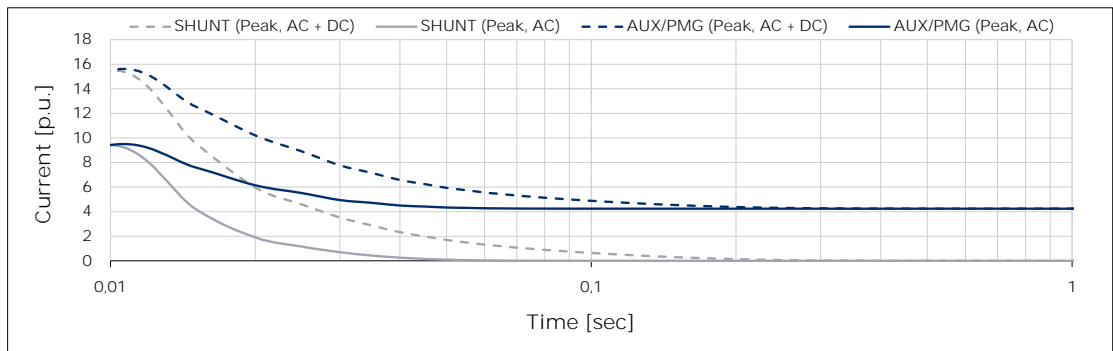
Typical 3-phase short circuit decrement curves

50 Hz - 1500 min⁻¹

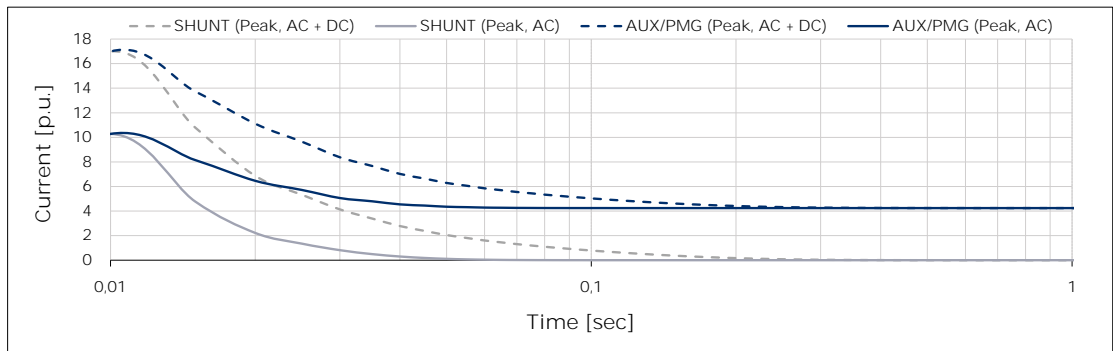
380 V



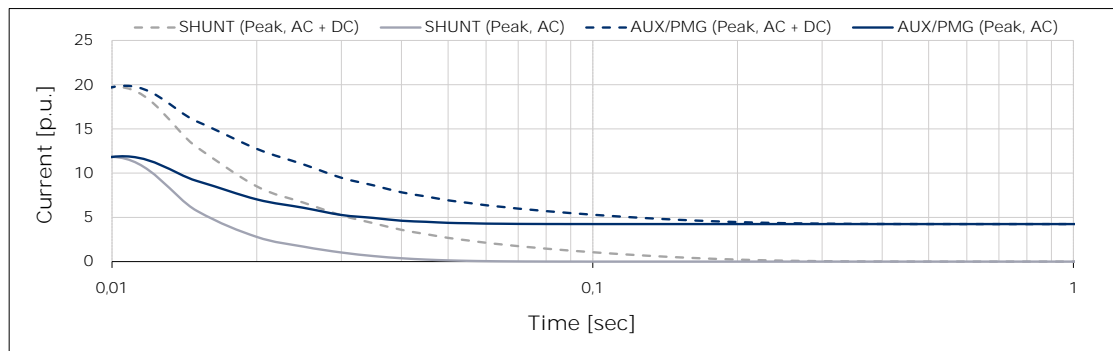
400 V



415 V



440 V

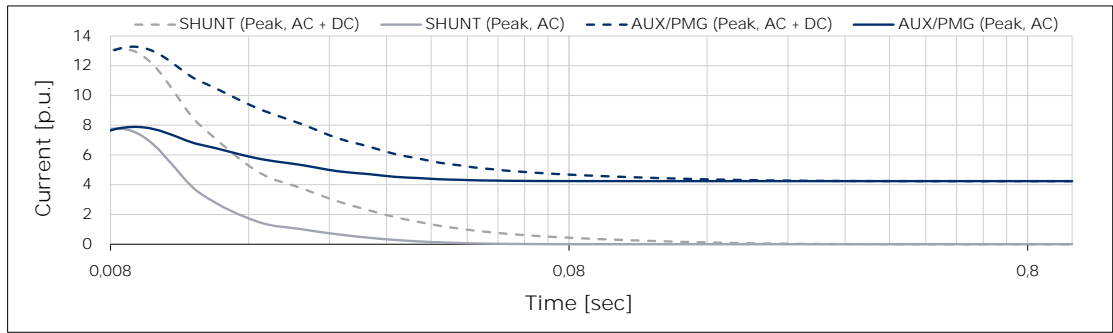


THREE-PHASE SYNCHRONOUS GENERATOR
MXB-E 180 LB 4

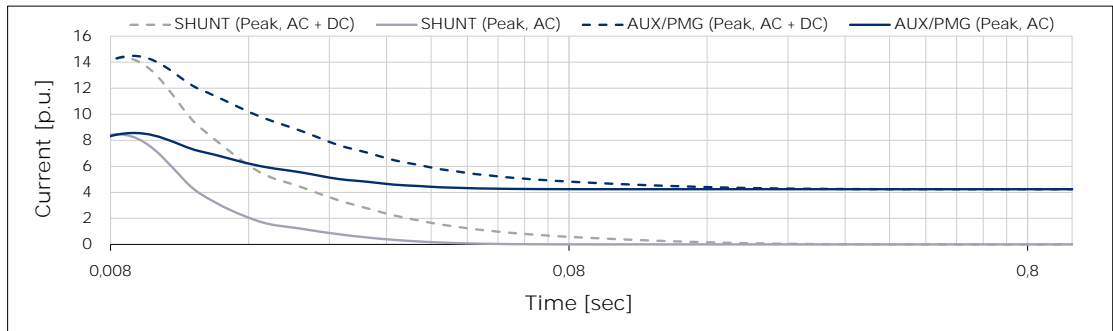
Typical 3-phase short circuit decrement curves

60 Hz - 1800 min⁻¹

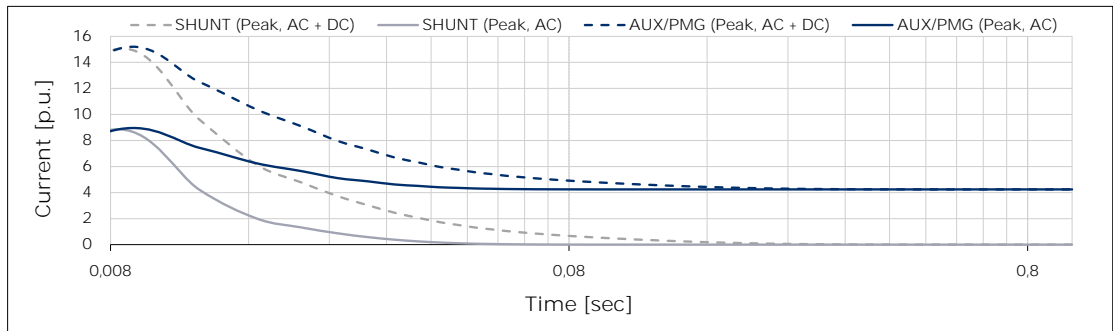
380 V



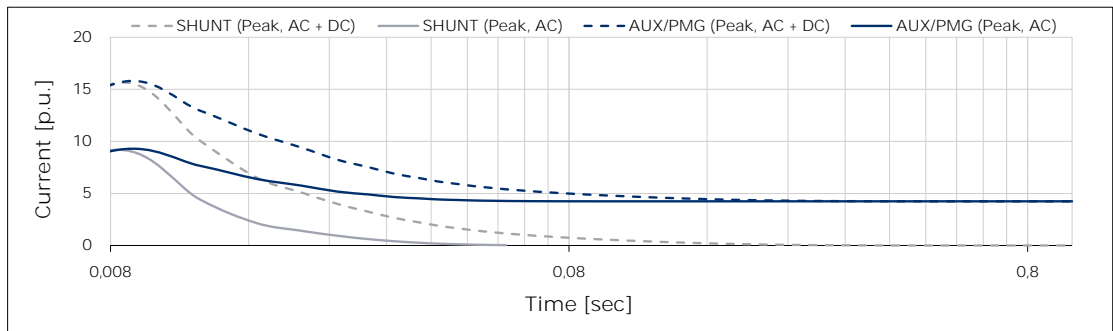
416 V



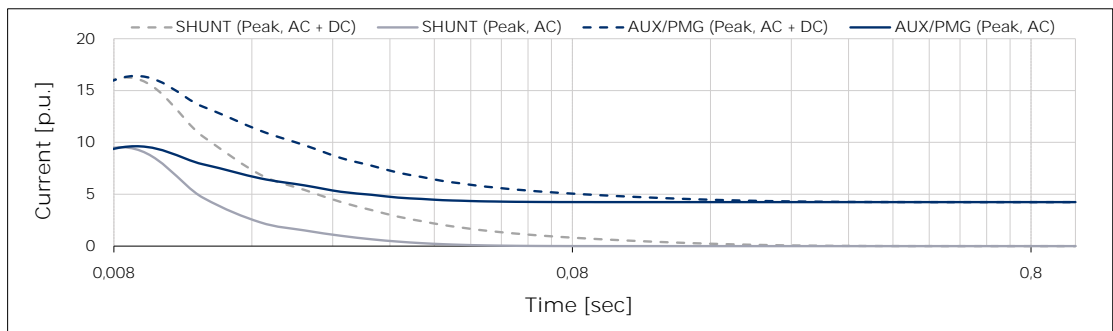
440 V



460 V



480 V



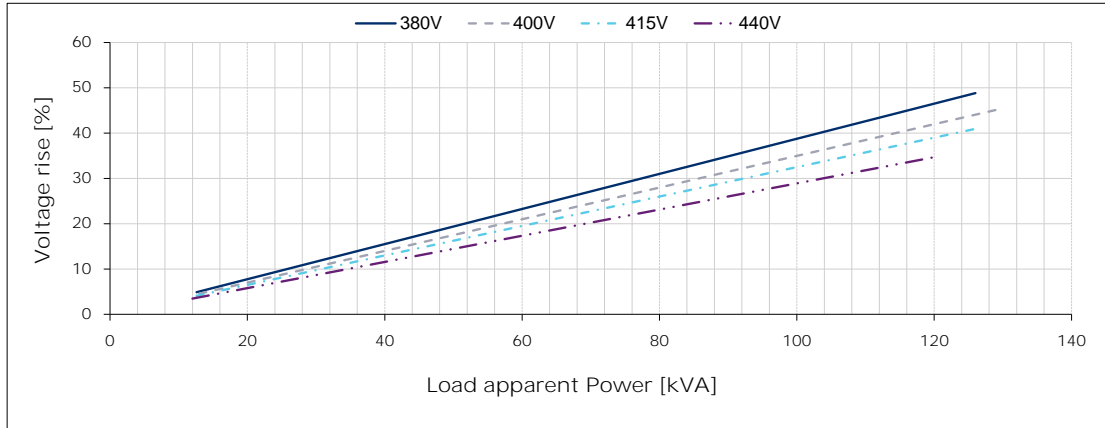
Above curves are based on a three-phase short circuit
For other type of short circuit use the following multiplication factors

	2 phase	1 phase
Instantaneous (max)	0,93	1,13
Continuous	1,50	1,83

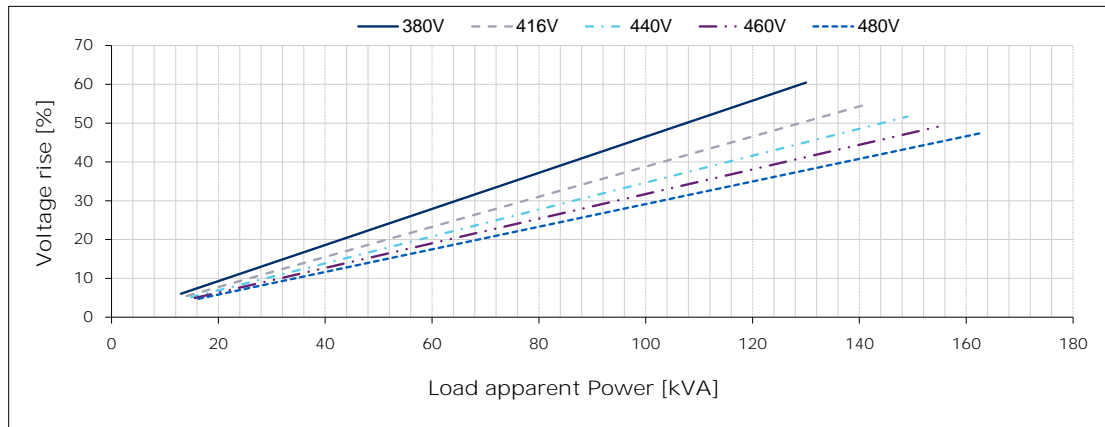
SYN.DS.0061_ =

Typical load rejection curves

50 Hz - 1500 min-1



60 Hz - 1800 min-1



This document is the property of Marelli Motori S.p.A. No part of this document may be copied or reproduced in any way.

The attached information should be considered a guideline for commercial discussion and could be subject to review. Marelli Motori reserves the right to make changes in the data without notice.